

# ROOM

WWW.ROOMONLINE.COM



---

## ORACLE TWIN PENDANT

600-IN / 600-EX: 39.4" L X 23.6" D X ADJUSTABLE" H

900-IN / 900-EX: 45.3" L X 35.4" D X ADJUSTABLE" H

900-IN / 900-EX: 51.2.1" L X 35.4" D X ADJUSTABLE" H

1200-IN / 1200-EX: 70.9" L X 47.2" D X ADJUSTABLE" H

FINISHES: AGED BRASS, BRUSHED BRASS, HAND RUBBED BRASS, DARK BRONZE, MOTTLED PATINA

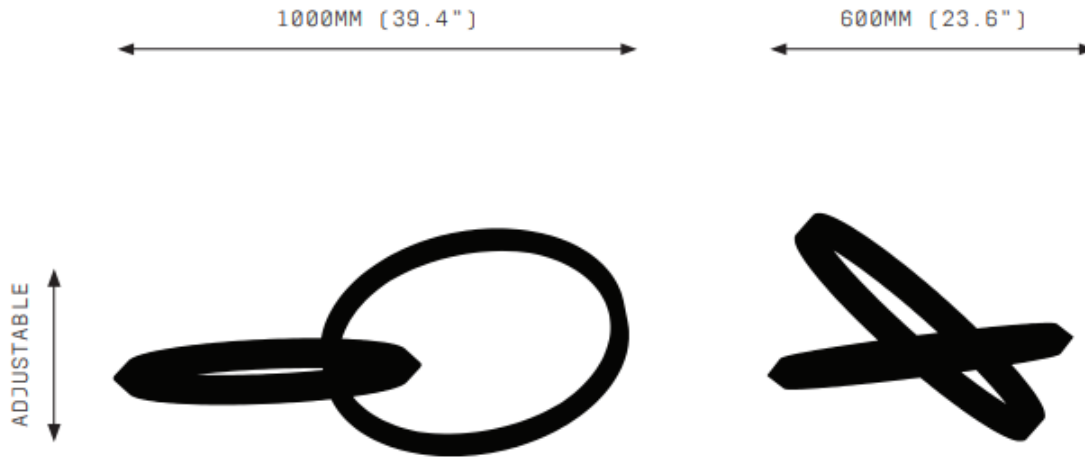
LAMPING: INTEGRATED 24V WW 2700K+ DIMMABLE LED

ITEM NO. LI473

# ROOM

WWW.ROOMONLINE.COM

ORACLE TWIN 600-IN / 600-EX



FRONT VIEW

SIDE VIEW

## SPECIFICATIONS

Ordering Code:  
OR.2.600

Lamp:  
24V LED WW 2700K

Lumens:  
5822 LM

Voltage:  
24V DC

Watts:  
72W

Weight:  
Approx. 9 kg\*  
\*Exclusive of canopy

Inclusions:  
Power Supply Unit x 100W

Exclusions:  
User Interface, Dimmer Unit

## PRODUCT OPTIONS

### Finishes:

AB Aged Brass  
BB Brushed Brass  
HRB Hand Rubbed Brass  
DB Dark Bronze  
MP Mottled Patina

### Suspension:

A-CAB Angled Cable  
V-CAB Vertical Cable

### Canopy:\*

RFM Round Flush Medium  
RFL Round Flush Large  
RSM Round Surface Medium  
RSL Round Surface Large  
LFS Linear Flush Small  
LSS Linear Surface Small

\*Also available with Magical  
Suspension

\*Refer to Canopy Specification  
Guide

## WARRANTY

3 Years Fixture  
3 Years Power Supply Unit  
3 Years LED

Oracle is a solid fixture  
that will require very little  
maintenance over the years.

If your Oracle is treated  
with care, it will shine  
brightly for many years  
to come.

Contact us for custom  
variations.

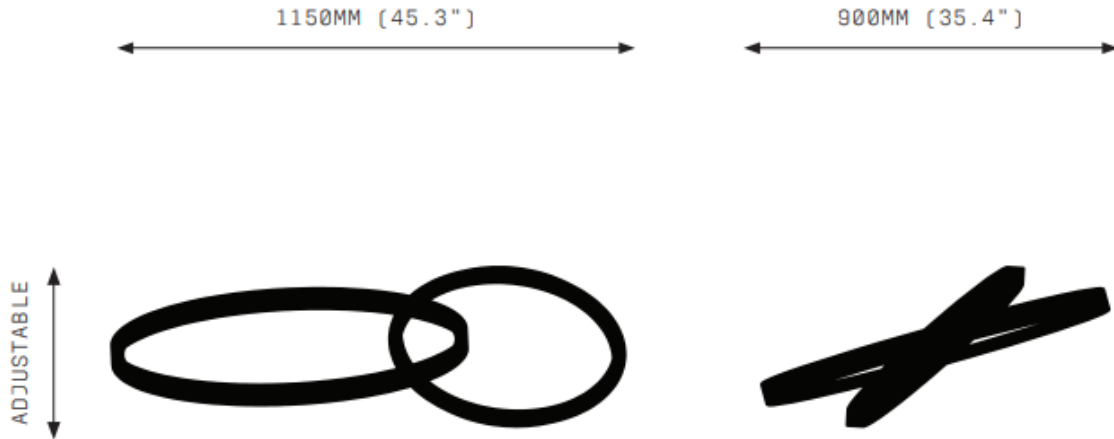


Installation should only  
be undertaken by a qualified  
professional

# ROOM

WWW.ROOMONLINE.COM

ORACLE TWIN 600-IN / 900-EX



FRONT VIEW


SIDE VIEW

SPECIFICATIONS	PRODUCT OPTIONS	WARRANTY
<p>Ordering Code: OR.2.69</p>	<p>Finishes:</p> <ul style="list-style-type: none"> <li>AB Aged Brass</li> <li>BB Brushed Brass</li> <li>HRB Hand Rubbed Brass</li> <li>DB Dark Bronze</li> <li>MP Mottled Patina</li> </ul>	<p>3 Years Fixture 3 Years Power Supply Unit 3 Years LED</p>
<p>Lamp: 24V LED WW 2700K</p>	<p>Suspension:</p> <ul style="list-style-type: none"> <li>A-CAB Angled Cable</li> <li>V-CAB Vertical Cable</li> </ul>	<p>Oracle is a solid fixture that will require very little maintenance over the years.</p>
<p>Lumens: 7277 LM</p>	<p>Canopy:*</p> <ul style="list-style-type: none"> <li>RFM Round Flush Medium</li> <li>RFL Round Flush Large</li> <li>RSM Round Surface Medium</li> <li>RSL Round Surface Large</li> <li>LFS Linear Flush Small</li> <li>LFL Linear Flush Large</li> <li>LSS Linear Surface Small</li> <li>LSL Linear Surface Large</li> </ul>	<p>If your Oracle is treated with care, it will shine brightly for many years to come.</p>
<p>Watts: 90W</p>	<p>*Also available with Magical Suspension *Refer to Canopy Specification Guide</p>	<p>Contact us for custom variations.</p>
<p>Weight: Approx. 10.5 kg* *Exclusive of canopy</p>		
<p>Inclusions: Power Supply Unit x 100W</p>		<p>Installation should only be undertaken by a qualified professional</p>
<p>Exclusions: User Interface, Dimmer Unit</p>		

# ROOM

WWW.ROOMONLINE.COM

ORACLE TWIN 900-IN / 900-EX



FRONT VIEW

SIDE VIEW

## SPECIFICATIONS

Ordering Code:  
OR.2.900

Lamp:  
24V LED WW 2700K

Lumens:  
8732 LM

Voltage:  
24V DC

Watts:  
108W

Weight:  
Approx. 13.5 kg\*  
\*Exclusive of canopy

Inclusions:  
Power Supply Unit x 150W

Exclusions:  
User Interface, Dimmer Unit

## PRODUCT OPTIONS

Finishes:  
AB Aged Brass  
BB Brushed Brass  
HRB Hand Rubbed Brass  
DB Dark Bronze  
MP Mottled Patina

Suspension:  
A-CAB Angled Cable  
V-CAB Vertical Cable

Canopy: \*  
RFL Round Flush Large  
RSM Round Surface Medium  
RSL Round Surface Large  
LFS Linear Flush Small  
LFL Linear Flush Large  
LSS Linear Surface Small  
LSL Linear Surface Large

\*Also available with Magical  
Suspension  
\*Refer to Canopy Specification  
Guide

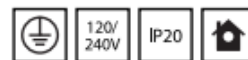
## WARRANTY

3 Years Fixture  
3 Years Power Supply Unit  
3 Years LED

Oracle is a solid fixture  
that will require very little  
maintenance over the years.

If your Oracle is treated  
with care, it will shine  
brightly for many years  
to come.

Contact us for custom  
variations.




Installation should only  
be undertaken by a qualified  
professional

# ROOM

WWW.ROOMONLINE.COM

ORACLE TWIN 1200-IN / 1200-EX



FRONT VIEW

SIDE VIEW

## SPECIFICATIONS

Ordering Code:  
OR.2.1200

Lamp:  
24V LED WW 2700K

Lumens:  
11643 LM

Voltage:  
24V DC

Watts:  
145W

Weight:  
Approx. 16 kg\*  
\*Exclusive of canopy

Inclusions:  
2 x Power Supply Unit x 100W

Exclusions:  
User Interface, Dimmer Unit

## PRODUCT OPTIONS

Finishes:  
AB Aged Brass  
BB Brushed Brass  
HRB Hand Rubbed Brass  
DB Dark Bronze  
MP Mottled Patina

Suspension:  
A-CAB Angled Cable  
V-CAB Vertical Cable

Canopy: \*  
RFM Round Flush Medium  
RFL Round Flush Large  
RSM Round Surface Medium  
RSL Round Surface Large  
LFL Linear Flush Large  
LSL Linear Surface Large

\*Also available with Magical  
Suspension

\*Refer to Canopy Specification  
Guide

## WARRANTY

3 Years Fixture  
3 Years Power Supply Unit  
3 Years LED

Oracle is a solid fixture  
that will require very little  
maintenance over the years.

If your Oracle is treated  
with care, it will shine  
brightly for many years  
to come.

Contact us for custom  
variations.



Installation should only  
be undertaken by a qualified  
professional