

ROOM

WWW.ROOMONLINE.COM



KDD.25.01

DIMENSIONS: 42"W x 32"D x 25"H

MATERIALS / FINISHES: MACHINED ALUMINUM AND GLASS. WHITE, CLEAR OR MIXED GLASS AVAILABLE.

METAL FINISHES AVAILABLE IN BLACK, GERMAN SILVER, BRUSHED BRASS OR POLISHED ALUMINUM

LAMPING: G4 12V 1.2W 2700K BI-PIN LED, DIMMABLE, TRANSFORMER PROVIDED. UL CERTIFIED, 30W MAX

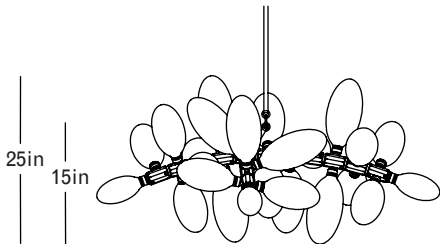
ITEM NO. LI347

ROOM

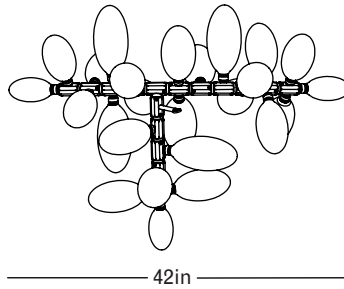
WWW.ROOMONLINE.COM

KDD.25.01

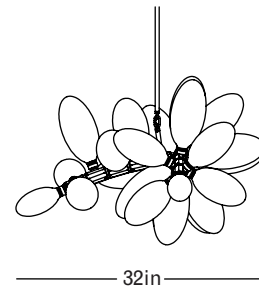
Front



Top



Side




Finish Palette



Black




Polished Aluminum



German Silver




Brushed Brass



White Glass



Clear Glass



Mixed Glass

Specifications

DIMENSIONS

Height: 25in / 64cm

Width: 42in / 107cm

Depth: 32in / 81cm

Minimum Drop: 29in / 74cm

Weight: 25lb / 11kg

SUSPENSION

Ships with 36in or 72in stem, can be cut to length on site

CANOPY

Ø5in x H2in

MATERIALS

Machined aluminum, mold-blown glass

BULBS

G4 / 12v / 1.2w / 2700k / dimmable LED, transformer provided

Maximum Fixture Wattage: 30w



UL, cUL (120V)

Inspiration

The inspiration for this versatile lighting system came from the natural drape and growth patterns of the Burro's Tail plant. Each component of the spine is machined from solid aluminum and, when assembled, fully articulates within its self-regulated range of motion, creating a rational curvature. The glass shades are mold-blown and illuminated by warm LEDs. Designed by Karl Zahn for Lindsey Adelman Studio.