

ROOM

WWW.ROOMONLINE.COM



KDA.61.01

DIMENSIONS: 56"W x 21"D x 53"H

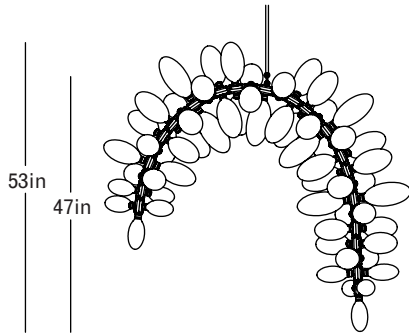
MATERIALS / FINISHES: MACHINED ALUMINUM AND GLASS. WHITE, CLEAR OR MIXED GLASS AVAILABLE.

METAL FINISHES AVAILABLE IN BLACK, GERMAN SILVER, BRUSHED BRASS OR POLISHED ALUMINUM

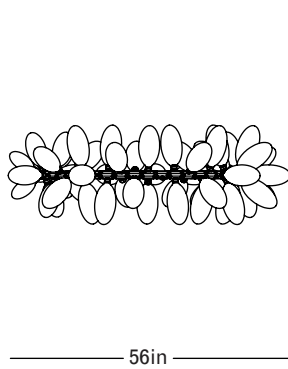
LAMPING: G4 12V 1.2W 2700K BI-PIN LED, DIMMABLE, TRANSFORMER PROVIDED. UL CERTIFIED, 73W MAX

ITEM NO. LI347

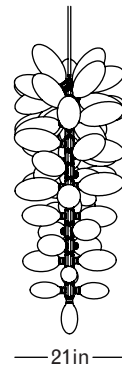
Front



Top



Side




Finish Palette



Black




Polished Aluminum



German Silver




Brushed Brass



White Glass



Clear Glass



Mixed Glass

Specifications

DIMENSIONS

Height: 53in / 135cm

Width: 56in / 143cm

Depth: 21in / 52cm

Minimum Drop: 57in / 145cm

Weight: 61lb / 28kg*

*Reinforced junction box required

SUSPENSION

Ships with 36in or 72in stem, can be cut to length on site

CANOPY

Ø5in x H2in

MATERIALS

Machined aluminum, mold-blown glass

BULBS

G4 / 12v / 1.2w / 2700k / dimmable LED, transformer provided

Maximum Fixture Wattage: 73.2w



UL, cUL (120V)

Inspiration

The inspiration for this versatile lighting system came from the natural drape and growth patterns of the Burro's Tail plant. Each component of the spine is machined from solid aluminum and, when assembled, fully articulates within its self-regulated range of motion, creating a rational curvature. The glass shades are mold-blown and illuminated by warm LEDs. Designed by Karl Zahn for Lindsey Adelman Studio.