

ROOM

WWW.ROOMONLINE.COM



FORCHETTE DOUBLE SCONCE

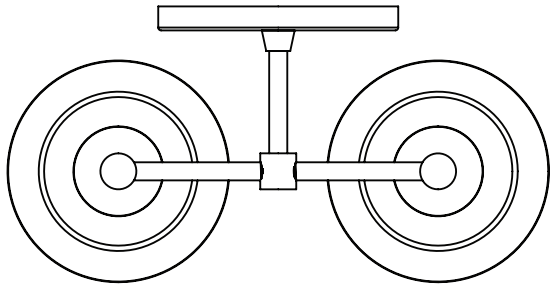
6"D X 11"W X 9"H

SHADES IN BRASS, GLASS OR PORCELAIN; SEVERAL METAL FINISH

OPTIONS ITEM NO. LI382

MATERIA

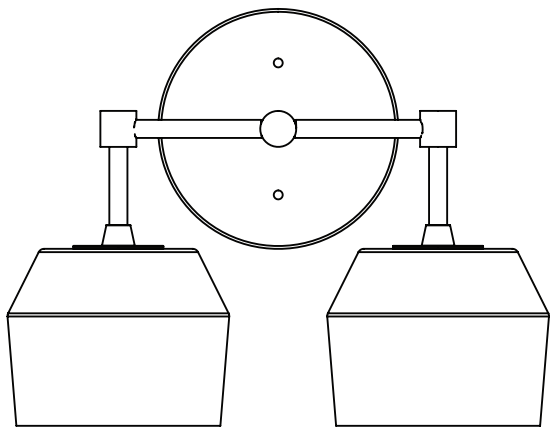
TOP



6"

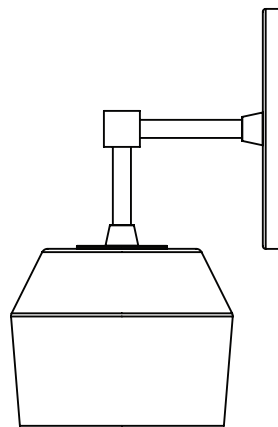
11"

FRONT



9"

SIDE



FORCHETTE DOUBLE SCONCE

The Forchette Double Sconce is composed of lithe brass arms which support either slip cast porcelain or hand-finished solid brass shades. Available in graphite or natural porcelain and five brass finishes, the Forchette fixtures were inspired by a collaboration with ceramicist Andrew Molleur, as well as the clustered, asymmetrical arrangements of barnacles in nature.

LEAD TIME:

Approx 8-10 weeks

LAMPING:

2x Materia G35 120V dimmable LED bulbs

DIMENSIONS:

Sconce: 6"d x 11"w x 6"h

Canopy: 5"dia x .5"d

FINISHES:

Porcelain Shades: Natural or Graphite

Brass Shades: Aged Brass, Aged Silver, Blackened Brass, Un-Lacquered Brass, Blackened Brass ext. / Un-Lacquered Brass int.

Brass Body: Aged Brass, Aged Silver, Blackened Brass, Un-Lacquered Brass

UL LISTED