

ROOM

WWW.ROOMONLINE.COM



TORRES CEILING MOUNT

SHORT: 7.9"D X 8"H

TALL: 7.9"D X 27.6"H

POLISHED NICKEL, BRONZE, OR ANTIQUE BRONZE SUSPENSION WITH METAL OR ALABASTER STONE SHADE

LAMPING: WITH METAL SHADE: GU10 9.6W 2700K LED, WITH ALABASTER SHADE: G9 4.5W 2700K LED

ITEM NO. LI485

TORRES PENDANT - FLUSH MOUNTED

FINISH

antique bronze
 antique bronze with honed alabaster
 bronze
 bronze with honed alabaster
 polished nickel

DIMENSIONS (body of fixture)

Ø 200 x 205 mm (dia x h)

WEIGHT

3kg (6.6lbs)

OVERALL DROP

205 mm

ILLUMINATION

Alabaster Shade

220-240v - 1 x G9 - max 4.5W LED 2700k
 110-130V - 1 x G9 - max 4.5W LED 2700k
 (no bulb supplied)

Metal Shade

220-240v - 1 x GU10 - max 9.6W LED 2700k
 110-130V - 1 x GU10 - max 9.6W LED 2700k
 (no bulb supplied)

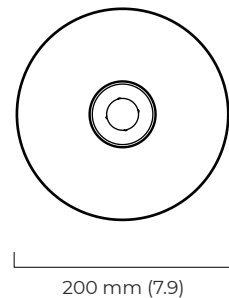
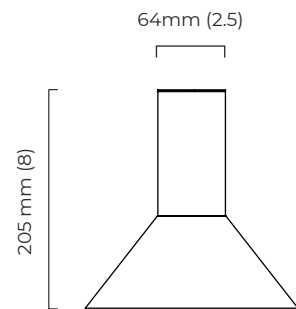
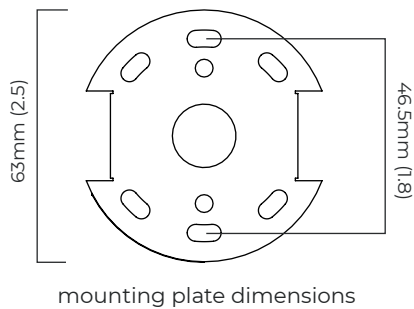
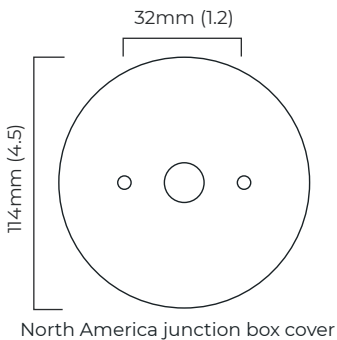
DIMMING

dimnable bulb required
 trailing edge dimmable / phase cut (rotary dimmer) - standard
 DALI option available (220-240v only)

CEILING ROSE / PLATE

round ceiling rose - Ø 64 mm (dia)

CERTIFICATION



*Diagrams are not to scale.

TORRES PENDANT - FLUSH MOUNTED - DALI-A

FINISH

antique bronze
antique bronze with honed alabaster
bronze
bronze with honed alabaster
polished nickel

DIMENSIONS (body of fixture)

Ø 200 x 205 mm (dia x h)

WEIGHT

3kg (6.6lbs)

OVERALL DROP

205 mm

ILLUMINATION

Alabaster Shade

220-240v - 1 x G9 - max 4.5W LED 2700k
(no bulb supplied)

Metal Shade

220-240v - 1 x GU10 - max 9.6W LED 2700k
(no bulb supplied)

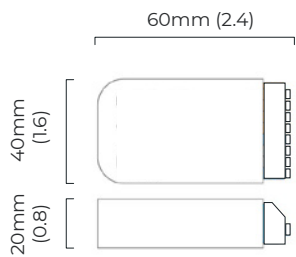
DIMMING

dimnable bulb required
DALI compatible
DALI converter to be installed in the cavity

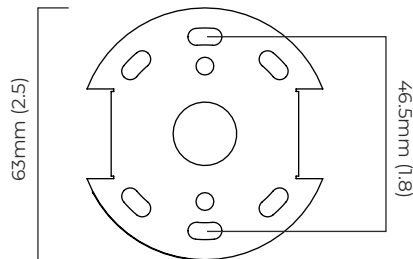
CEILING ROSE / PLATE

round ceiling rose - Ø 64 mm (dia)

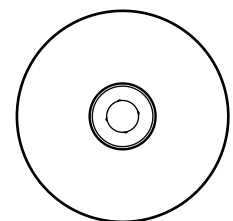
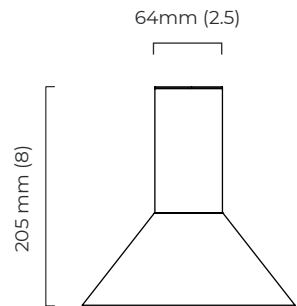
CERTIFICATION



DALI converter dimensions



mounting plate dimensions



200 mm (7.9)

*Diagrams are not to scale.

TORRES PENDANT - FLUSH MOUNTED

TORRES PENDANT - FLUSH MOUNTED

SKU NUMBER	FINISH DESCRIPTION	VOLTAGE
TORCEOAB-240	antique bronze - GU10	220 - 240V
TORCEOABHA44-240	antique bronze with honed alabaster - G9	220 - 240V
TORCEOBZ-240	bronze - GU10	220 - 240V
TORCEOBZHA44-240	bronze with honed alabaster - G9	220 - 240V
TORCEOPN-240	polished nickel - GU10	220 - 240V
TORCEOAB-110	antique bronze - GU10	110 - 130V
TORCEOABHA-110	antique bronze with honed alabaster - G9	110 - 130V
TORCEOBZ-110	bronze - GU10	110 - 130V
TORCEOBZHA-110	bronze with honed alabaster - G9	110 - 130V
TORCEOPN-110	polished nickel - GU10	110 - 130V

TORRES PENDANT - FLUSH MOUNTED - DALI-A

SKU NUMBER	FINISH DESCRIPTION	TYPE OF DALI	VOLTAGE
TORCEOAB-DALIA-240	antique bronze - GU10	DALI A included - For lights that do not require aesthetic alterations. Dali can be fitted on existent ceiling/wall rose	220 - 240V
TORCEOABHA-DALIA-240	antique bronze with honed alabaster - G9	DALI A included - For lights that do not require aesthetic alterations. Dali can be fitted on existent ceiling/wall rose	220 - 240V
TORCEOBZ-DALIA-240	bronze - GU10	DALI A included - For lights that do not require aesthetic alterations. Dali can be fitted on existent ceiling/wall rose	220 - 240V
TORCEOBZHA-DALIA-240	bronze with honed alabaster - G9	DALI A included - For lights that do not require aesthetic alterations. Dali can be fitted on existent ceiling/wall rose	220 - 240V
TORCEOPN-DALIA-240	polished nickel - GU10	DALI A included - For lights that do not require aesthetic alterations. Dali can be fitted on existent ceiling/wall rose	220 - 240V

TORRES PENDANT TALL - FLUSH MOUNTED - IP44

FINISH

antique bronze
antique bronze with honed alabaster
bronze
bronze with honed alabaster
polished nickel

DIMENSIONS (body of fixture)

Ø 200 x 700 mm (dia x h)

WEIGHT

6kg (13.2lbs)

OVERALL DROP

700 mm

ILLUMINATION

220-240v - 1 x G9 - max 4.5W LED 2700k
(no bulb supplied)

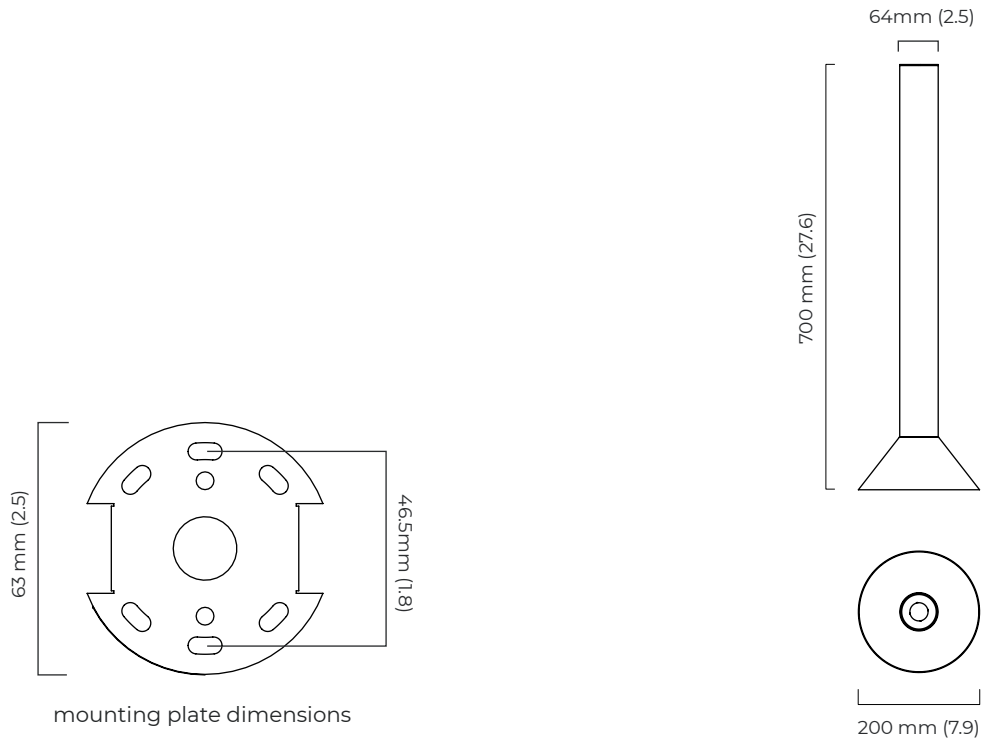
DIMMING

dimnable bulb required
trailing edge dimmable / phase cut (rotary dimmer) - standard

CEILING ROSE / PLATE

round ceiling rose - Ø 64 mm (dia)

CERTIFICATION



*Diagrams are not to scale.

TORRES PENDANT TALL - FLUSH MOUNTED - IP44

TORRES PENDANT TALL - FLUSH MOUNTED - IP44

SKU NUMBER	FINISH DESCRIPTION	VOLTAGE
TORCETAB44-CR-240	antique bronze - G9	220 - 240V
TORCETABHA44-CR-240	antique bronze with honed alabaster - G9	220 - 240V
TORCETBZ44-CR-240	bronze - G9	220 - 240V
TORCETBZHA44-CR-240	bronze with honed alabaster - G9	220 - 240V
TORCETPN44-CR-240	polished nickel - G9	220 - 240V



The following information is a guide to help you understand what fittings can be placed in a bathroom. This is not an installation guide and reference should be made to the IEE Wiring Regulations (17th Edition) or a qualified electrician.

IP rating stands for "Ingress Protection" and is always followed by two characters. These two numbers refer to the level of protection and it is important that you choose fittings with the correct rating according to where they are to be sited within the bathroom.

When an electrical product is IP44 rated means that it is protected against small objects and water splashing from all directions. In case of lighting fixtures, they are designed for use in bathrooms and other environments where water spray is a risk factor.

The diagram above shows a bathroom split into four clear zones: 0, 1, 2 and 3.

ZONE 0	Is inside the bath or shower area itself. Any fitting used in this zone must be low voltage, (max 12v) and be rated at least IP67 which is total immersion proof.
ZONE 1	Is the area above the bath to a height of 2205 mm from the floor. In this zone a minimum rating of IP44 is required. If the fitting is 240v a 30ma residual current device (RCD) must also be used to protect the circuit in this zone.
ZONE 2	Is an area stretching 600 mm outside the perimeter of the bath and to a height of 3000 mm from the floor. In this zone IP rating of at least IP44 is required. In addition, the area around a wash basin within a 600 mm radius of any tap or water source to be considered as zone 2. In this zone IP rating of at least IP44 is required.
ZONE 3	Is anywhere outside zones 0, 1 and 2 and where no water jet is likely to be used. No IP rating is required. If there is a likelihood of water jets being used for cleaning purpose in zones 1,2 and 3 a fitting rated a minimum of IP65 must be used.

Regarding ceiling lights, when the room's height is less than 3000 mm, then Zone 2 is extended above the surface of the bath or shower base and a minimum of an IP44 light is required.

Full details can be found in the latest copy of the IEE wiring regulations.

IP44 rated wall lights are suitable for use in zones 2 and 3.

TORRES PENDANT TALL - CEILING ROSE

FINISH

antique bronze
antique bronze with honed alabaster
bronze
bronze with honed alabaster
polished nickel

DIMENSIONS (body of fixture)

Ø 200 x 700 mm (dia x h)

WEIGHT

6kg (13.2lbs)

OVERALL DROP

minimum 745 mm
supplied with 1000mm drop rod (12.7mm dia) as standard
(adjustable on site)

ILLUMINATION

Alabaster Shade

220-240v - 1 x G9 - max 4.5W LED 2700k
110-130V - 1 x G9 - max 4.5W LED 2700k
(no bulb supplied)

Metal Shade

220-240v - 1 x GU10 - max 9.6W LED 2700k
110-130V - 1 x GU10 - max 9.6W LED 2700k
(no bulb supplied)

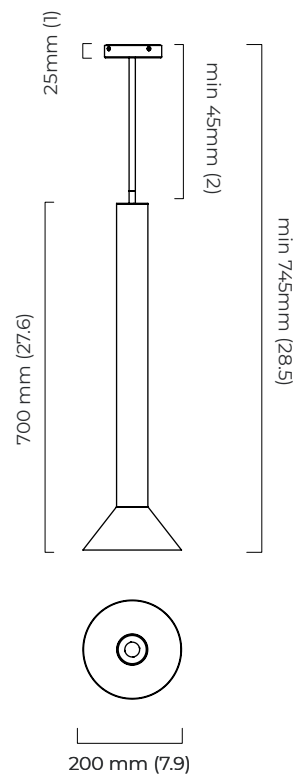
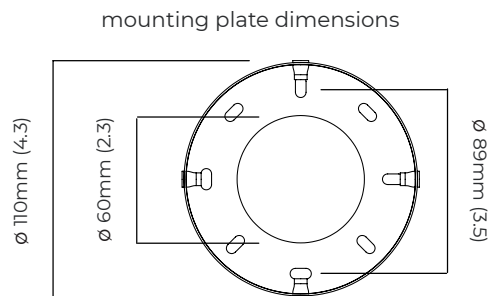
DIMMING

dimmable bulb required
trailing edge dimmable / phase cut (rotary dimmer) - standard
DALI option available (220-240v only)

CEILING ROSE / PLATE

round ceiling rose - Ø 116 x 25 mm (dia x h)

CERTIFICATION



*Diagrams are not to scale.

TORRES PENDANT TALL - CEILING PLATE

FINISH

antique bronze
antique bronze with honed alabaster
bronze
bronze with honed alabaster
polished nickel

DIMENSIONS (body of fixture)

Ø 200 x 700 mm (dia x h)

WEIGHT

6kg (13.2lbs)

OVERALL DROP

minimum 722 mm
supplied with 1000mm drop rod (12.7mm dia) as standard
(adjustable on site)

ILLUMINATION

Alabaster Shade

220-240v - 1 x G9 - max 4.5W LED 2700k
110-130V - 1 x G9 - max 4.5W LED 2700k
(no bulb supplied)

Metal Shade

220-240v - 1 x GU10 - max 9.6W LED 2700k
110-130V - 1 x GU10 - max 9.6W LED 2700k
(no bulb supplied)

DIMMING

dimmable bulb required
trailing edge dimmable / phase cut (rotary dimmer) - standard
DALI option available (220-240v only)

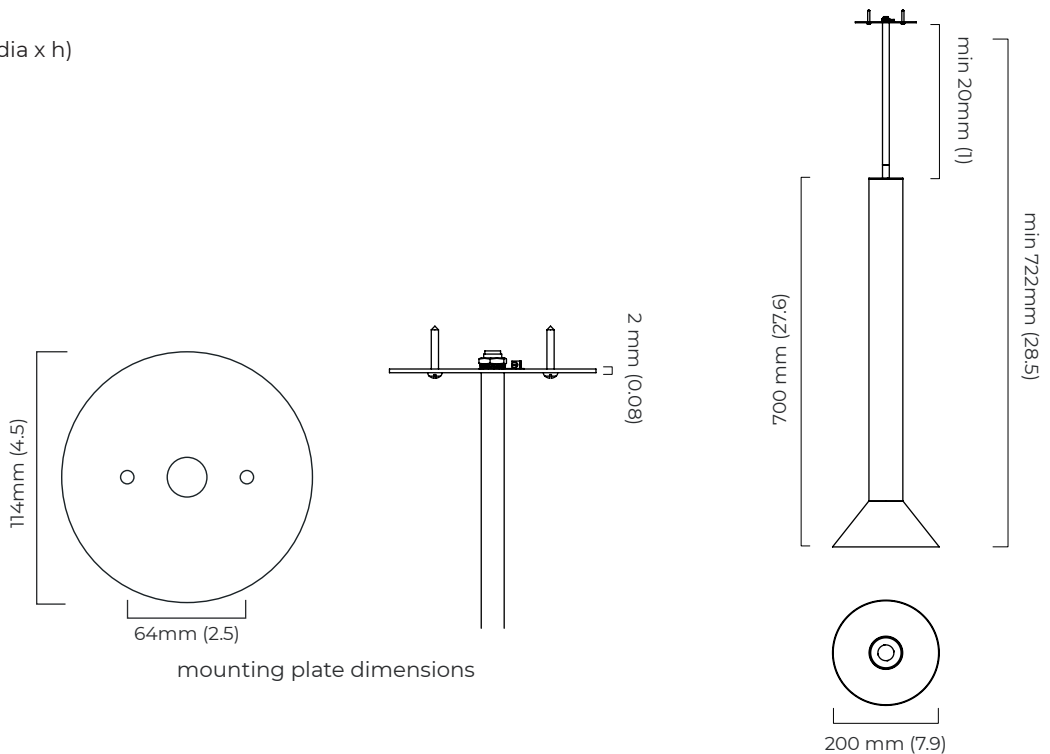
CEILING ROSE / PLATE

round flat plate - Ø 114 x 2 mm (dia x h)

CERTIFICATION



VIEW ON WEBSITE



*Diagrams are not to scale.

TORRES PENDANT TALL

TORRES PENDANT TALL - CEILING ROSE

SKU NUMBER	FINISH DESCRIPTION	VOLTAGE
TORPETAB-CR-240	antique bronze - GU10	220 - 240V
TORPETABHA44-CR-240	antique bronze with honed alabaster - G9	220 - 240V
TORPETBZ-CR-240	bronze - GU10	220 - 240V
TORPETBZHA44-CR-240	bronze with honed alabaster - G9	220 - 240V
TORPETPN-CR-240	polished nickel - GU10	220 - 240V
TORPETAB-CR-110	antique bronze - GU10	110 - 130V
TORPETABHA-CR-110	antique bronze with honed alabaster - G9	110 - 130V
TORPETBZ-CR-110	bronze - GU10	110 - 130V
TORPETBZHA-CR-110	bronze with honed alabaster - G9	110 - 130V
TORPETPN-CR-110	polished nickel - GU10	110 - 130V

TORRES PENDANT TALL - CEILING PLATE

SKU NUMBER	FINISH DESCRIPTION	VOLTAGE
TORPETAB-CM-240	antique bronze - GU10	220 - 240V
TORPETABHA44-CM-240	antique bronze with honed alabaster - G9	220 - 240V
TORPETBZ-CM-240	bronze - GU10	220 - 240V
TORPETBZHA44-CM-240	bronze with honed alabaster - G9	220 - 240V
TORPETPN-CM-240	polished nickel - GU10	220 - 240V
TORPETAB-CM-110	antique bronze - GU10	110 - 130V
TORPETABHA-CM-110	antique bronze with honed alabaster - G9	110 - 130V
TORPETBZ-CM-110	bronze - GU10	110 - 130V
TORPETBZHA-CM-110	bronze with honed alabaster - G9	110 - 130V
TORPETPN-CM-110	polished nickel - GU10	110 - 130V

TORRES PENDANT TALL - CEILING ROSE - DALI-A

FINISH

antique bronze
antique bronze with honed alabaster
bronze
bronze with honed alabaster
polished nickel

DIMENSIONS (body of fixture)

Ø 200 x 700 mm (dia x h)

WEIGHT

6kg (13.2lbs)

OVERALL DROP

minimum 745 mm
supplied with 1000mm drop rod (12.7mm dia) as standard
(adjustable on site)

ILLUMINATION

Alabaster Shade

220-240v - 1 x G9 - max 4.5W LED 2700k
(no bulb supplied)

Metal Shade

220-240v - 1 x GU10 - max 9.6W LED 2700k
(no bulb supplied)

DIMMING

dimmable bulb required
DALI compatible
DALI converter to be installed in the ceiling rose

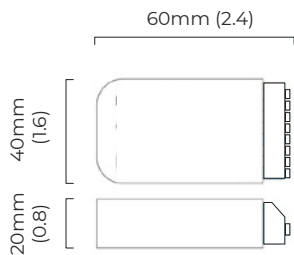
CEILING ROSE / PLATE

round ceiling rose - Ø 116 x 25 mm (dia x h)

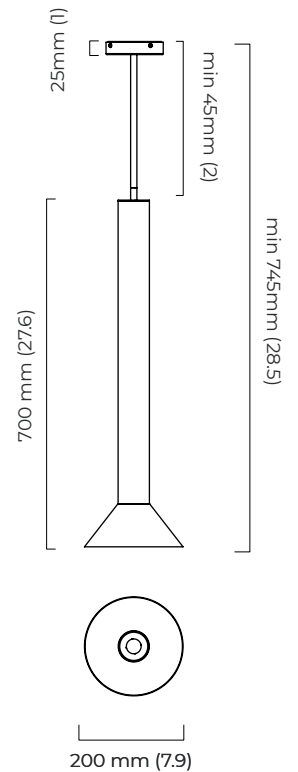
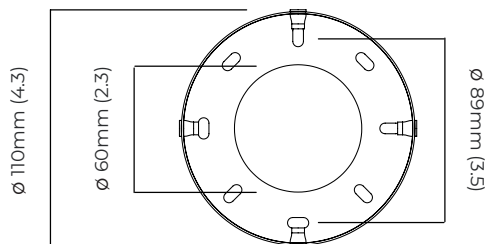
CERTIFICATION



DALI converter dimensions



mounting plate dimensions



*Diagrams are not to scale.

TORRES PENDANT TALL - CEILING PLATE - DALI-A

FINISH

antique bronze
antique bronze with honed alabaster
bronze
bronze with honed alabaster
polished nickel

DIMENSIONS (body of fixture)

Ø 200 x 700 mm (dia x h)

WEIGHT

6kg (13.2lbs)

OVERALL DROP

minimum 722 mm
supplied with 1000mm drop rod (12.7mm dia) as standard
(adjustable on site)

ILLUMINATION

Alabaster Shade

220-240v - 1 x G9 - max 4.5W LED 2700k
(no bulb supplied)

Metal Shade

220-240v - 1 x GU10 - max 9.6W LED 2700k
(no bulb supplied)

DIMMING

dimnable bulb required
DALI compatible
DALI converter to be installed in the cavity

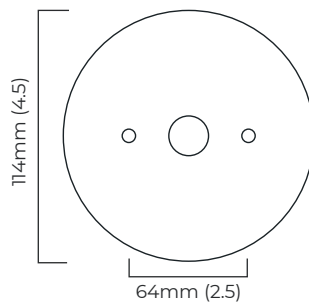
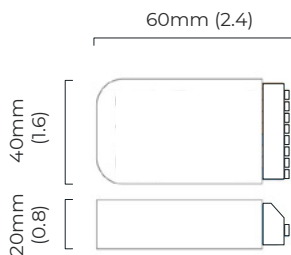
CEILING ROSE / PLATE

round flat plate - Ø 114 x 2 mm (dia x h)

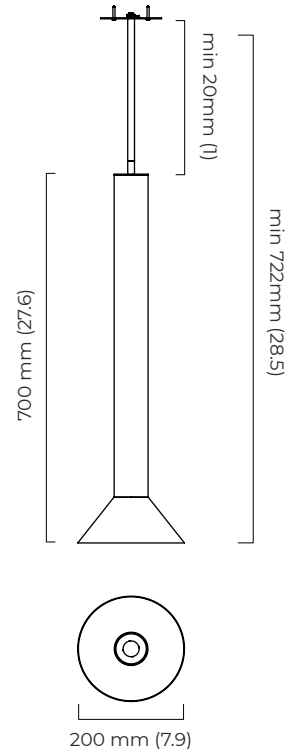
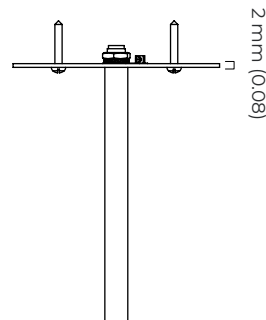
CERTIFICATION



DALI converter dimensions



mounting plate dimensions



*Diagrams are not to scale.

TORRES PENDANT TALL - DALI-A

TORRES PENDANT TALL - CEILING ROSE - DALI-A

SKU NUMBER	FINISH DESCRIPTION	TYPE OF DALI	VOLTAGE
TORPETAB-CR-DALIA-240	antique bronze - GU10	DALI A included - For lights that do not require aesthetic alterations. Dali can be fitted on existent ceiling/wall rose	220 - 240V
TORPETABHA-CR-DALIA-240	antique bronze with honed alabaster - G9	DALI A included - For lights that do not require aesthetic alterations. Dali can be fitted on existent ceiling/wall rose	220 - 240V
TORPETBZ-CR-DALIA-240	bronze - GU10	DALI A included - For lights that do not require aesthetic alterations. Dali can be fitted on existent ceiling/wall rose	220 - 240V
TORPETBZHA-CR-DALIA-240	bronze with honed alabaster - G9	DALI A included - For lights that do not require aesthetic alterations. Dali can be fitted on existent ceiling/wall rose	220 - 240V
TORPETPN-CR-DALIA-240	polished nickel - GU10	DALI A included - For lights that do not require aesthetic alterations. Dali can be fitted on existent ceiling/wall rose	220 - 240V

TORRES PENDANT TALL - CEILING PLATE - DALI-A

SKU NUMBER	FINISH DESCRIPTION	TYPE OF DALI	VOLTAGE
TORPETAB-CM-DALIA-240	antique bronze - GU10	DALI A included - For lights that do not require aesthetic alterations. Dali can be fitted on existent ceiling/wall rose	220 - 240V
TORPETABHA-CM-DALIA-240	antique bronze with honed alabaster - G9	DALI A included - For lights that do not require aesthetic alterations. Dali can be fitted on existent ceiling/wall rose	220 - 240V
TORPETBZ-CM-DALIA-240	bronze - GU10	DALI A included - For lights that do not require aesthetic alterations. Dali can be fitted on existent ceiling/wall rose	220 - 240V
TORPETBZHA-CM-DALIA-240	bronze with honed alabaster - G9	DALI A included - For lights that do not require aesthetic alterations. Dali can be fitted on existent ceiling/wall rose	220 - 240V
TORPETPN-CM-DALIA-240	polished nickel - GU10	DALI A included - For lights that do not require aesthetic alterations. Dali can be fitted on existent ceiling/wall rose	220 - 240V

TORRES PENDANT - CEILING PLATE

FINISH

antique bronze
antique bronze with honed alabaster
bronze
bronze with honed alabaster
polished nickel

DIMENSIONS (body of fixture)

Ø 200 x 205 mm (dia x h)

WEIGHT

3kg (6.6lbs)

OVERALL DROP

minimum 232 mm
supplied with 1000mm drop rod (12.7mm dia) as standard
(adjustable on site)

ILLUMINATION

Alabaster Shade

220-240v - 1 x G9 - max 4.5W LED 2700k
110-130V - 1 x G9 - max 4.5W LED 2700k
(no bulb supplied)

Metal Shade

220-240v - 1 x GU10 - max 9.6W LED 2700k
110-130V - 1 x GU10 - max 9.6W LED 2700k
(no bulb supplied)

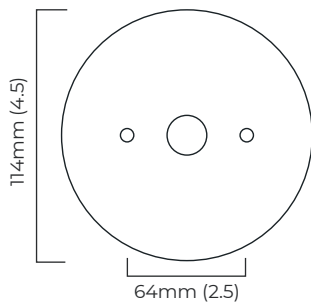
DIMMING

dimmable bulb required
trailing edge dimmable / phase cut (rotary dimmer) - standard
DALI option available (220-240v only)

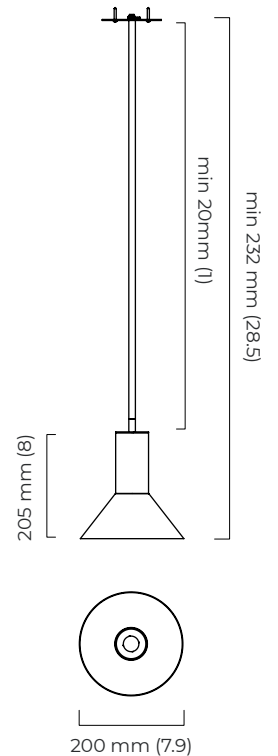
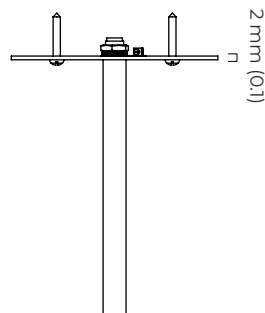
CEILING ROSE / PLATE

round flat plate - Ø 114 x 2 mm (dia x h)

CERTIFICATION



mounting plate dimensions



*Diagrams are not to scale.

TORRES PENDANT - CEILING ROSE

FINISH

antique bronze
antique bronze with honed alabaster
bronze
bronze with honed alabaster
polished nickel

DIMENSIONS (body of fixture)

Ø 200 x 205 mm (dia x h)

WEIGHT

3kg (6.6lbs)

OVERALL DROP

minimum 250 mm
supplied with 1000mm drop rod (12.7mm dia) as standard
(adjustable on site)

ILLUMINATION

Alabaster Shade

220-240v - 1 x G9 - max 4.5W LED 2700k
110-130V - 1 x G9 - max 4.5W LED 2700k
(no bulb supplied)

Metal Shade

220-240v - 1 x GU10 - max 9.6W LED 2700k
110-130V - 1 x GU10 - max 9.6W LED 2700k
(no bulb supplied)

DIMMING

dimnable bulb required
trailing edge dimmable / phase cut (rotary dimmer) - standard
DALI option available (220-240v only)

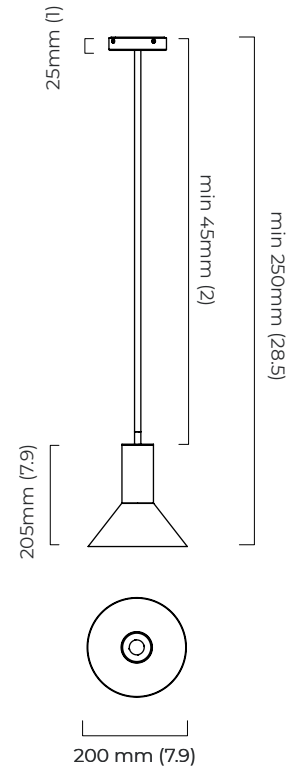
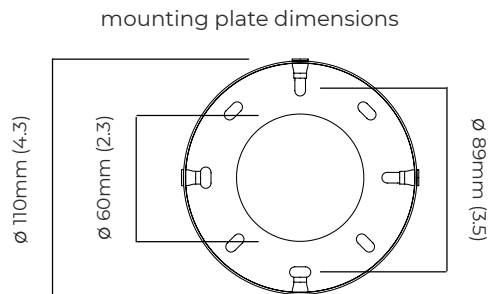
CEILING ROSE / PLATE

round ceiling rose - Ø 116 x 25 mm (dia x h)

CERTIFICATION



VIEW ON WEBSITE



*Diagrams are not to scale.

TORRES PENDANT - CEILING PLATE

TORRES PENDANT - CEILING ROSE

SKU NUMBER	FINISH DESCRIPTION	VOLTAGE
TORPEOAB-CR-240	antique bronze - GU10	220 - 240V
TORPEOABHA44-CR-240	antique bronze with honed alabaster - G9	220 - 240V
TORPEOBZ-CR-240	bronze - GU10	220 - 240V
TORPEOBZHA44-CR-240	bronze with honed alabaster - G9	220 - 240V
TORPEOPN-CR-240	polished nickel - GU10	220 - 240V
TORPEOAB-CR-110	antique bronze - GU10	110 - 130V
TORPEOABHA-CR-110	antique bronze with honed alabaster - G9	110 - 130V
TORPEOBZ-CR-110	bronze - GU10	110 - 130V
TORPEOBZHA-CR-110	bronze with honed alabaster - G9	110 - 130V
TORPEOPN-CR-110	polished nickel - GU10	110 - 130V

TORRES PENDANT - CEILING PLATE

SKU NUMBER	FINISH DESCRIPTION	VOLTAGE
TORPEOAB-CM-240	antique bronze - GU10	220 - 240V
TORPEOABHA44-CM-240	antique bronze with honed alabaster - G9	220 - 240V
TORPEOBZ-CM-240	bronze - GU10	220 - 240V
TORPEOBZHA44-CM-240	bronze with honed alabaster - G9	220 - 240V
TORPEOPN-CM-240	polished nickel - GU10	220 - 240V
TORPEOAB-CM-110	antique bronze - GU10	110 - 130V
TORPEOABHA-CM-110	antique bronze with honed alabaster - G9	110 - 130V
TORPEOBZ-CM-110	bronze - GU10	110 - 130V
TORPEOBZHA-CM-110	bronze with honed alabaster - G9	110 - 130V
TORPEOPN-CM-110	polished nickel - GU10	110 - 130V

TORRES PENDANT - CEILING PLATE - DALI-A

FINISH

antique bronze
 antique bronze with honed alabaster
 bronze
 bronze with honed alabaster
 polished nickel

DIMENSIONS (body of fixture)

Ø 200 x 205 mm (dia x h)

WEIGHT

3kg (6.6lbs)

OVERALL DROP

minimum 232 mm
 supplied with 1000mm drop rod (12.7mm dia) as standard
 (adjustable on site)

ILLUMINATION

Alabaster Shade

220-240v - 1 x G9 - max 4.5W LED 2700k
 (no bulb supplied)

Metal Shade

220-240v - 1 x GU10 - max 9.6W LED 2700k
 (no bulb supplied)

DIMMING

dimnable bulb required
 DALI compatible
 DALI converter to be installed in the cavity

CEILING ROSE / PLATE

round flat plate - Ø 114 x 2 mm (dia x h)

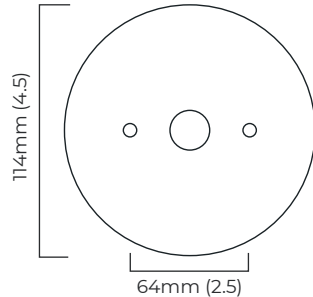
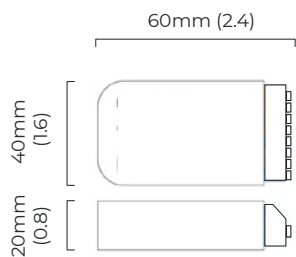
CERTIFICATION



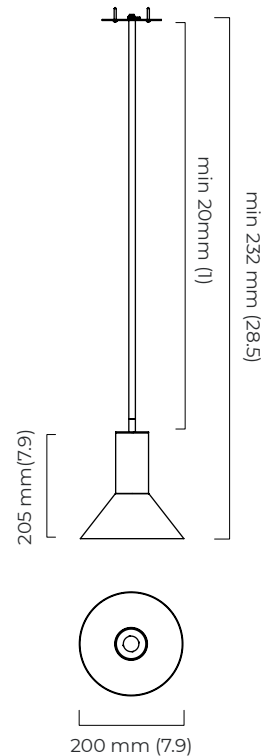
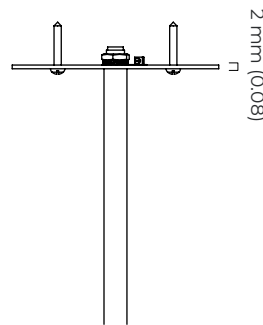
VIEW ON WEBSITE



DALI converter dimensions



mounting plate dimensions



*Diagrams are not to scale.

TORRES PENDANT - CEILING ROSE - DALI-A

FINISH

antique bronze
antique bronze with honed alabaster
bronze
bronze with honed alabaster
polished nickel

DIMENSIONS (body of fixture)

Ø 200 x 205 mm (dia x h)

WEIGHT

3kg (6.6lbs)

OVERALL DROP

minimum 250 mm
supplied with 1000mm drop rod (12.7mm dia) as standard
(adjustable on site)

ILLUMINATION

Alabaster Shade

220-240v - 1 x G9 - max 4.5W LED 2700k
(no bulb supplied)

Metal Shade

220-240v - 1 x GU10 - max 9.6W LED 2700k
(no bulb supplied)

DIMMING

dimnable bulb required
DALI compatible
DALI converter to be installed in the ceiling rose

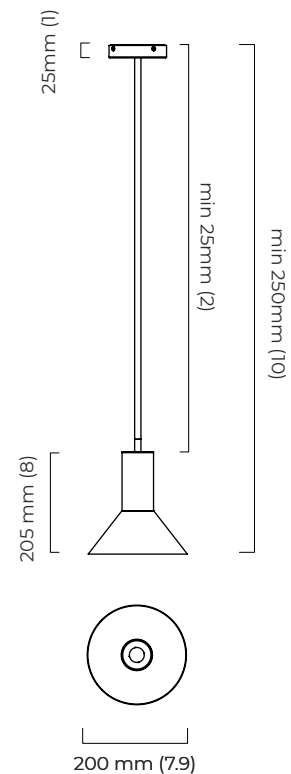
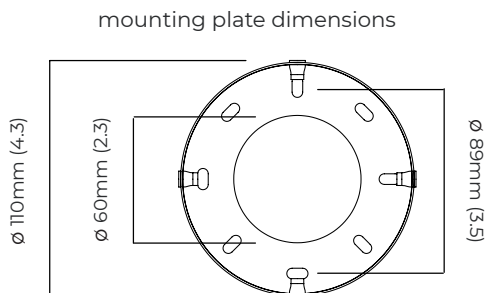
CEILING ROSE / PLATE

round flat plate - Ø 116 x 25 mm (dia x h)

CERTIFICATION



[VIEW ON WEBSITE](#)



*Diagrams are not to scale.

TORRES PENDANT - DALI-A

TORRES PENDANT - CEILING ROSE - DALI-A

SKU NUMBER	FINISH DESCRIPTION	TYPE OF DALI	VOLTAGE
TORPEOAB-CR-DALIA-240	antique bronze - GU10	DALI A included - For lights that do not require aesthetic alterations. Dali can be fitted on existent ceiling/wall rose	220 - 240V
TORPEOABHA-CR-DALIA-240	antique bronze with honed alabaster - G9	DALI A included - For lights that do not require aesthetic alterations. Dali can be fitted on existent ceiling/wall rose	220 - 240V
TORPEOBZ-CR-DALIA-240	bronze - GU10	DALI A included - For lights that do not require aesthetic alterations. Dali can be fitted on existent ceiling/wall rose	220 - 240V
TORPEOBZHA-CR-DALIA-240	bronze with honed alabaster - G9	DALI A included - For lights that do not require aesthetic alterations. Dali can be fitted on existent ceiling/wall rose	220 - 240V
TORPEOPN-CR-DALIA-240	polished nickel - GU10	DALI A included - For lights that do not require aesthetic alterations. Dali can be fitted on existent ceiling/wall rose	220 - 240V

TORRES PENDANT - CEILING PLATE - DALI-A

SKU NUMBER	FINISH DESCRIPTION	TYPE OF DALI	VOLTAGE
TORPEOAB-CM-DALIA-240	antique bronze - GU10	DALI A included - For lights that do not require aesthetic alterations. Dali can be fitted on existent ceiling/wall rose	220 - 240V
TORPEOABHA-CM-DALIA-240	antique bronze with honed alabaster - G9	DALI A included - For lights that do not require aesthetic alterations. Dali can be fitted on existent ceiling/wall rose	220 - 240V
TORPEOBZ-CM-DALIA-240	bronze - GU10	DALI A included - For lights that do not require aesthetic alterations. Dali can be fitted on existent ceiling/wall rose	220 - 240V
TORPEOBZHA-CM-DALIA-240	bronze with honed alabaster - G9	DALI A included - For lights that do not require aesthetic alterations. Dali can be fitted on existent ceiling/wall rose	220 - 240V
TORPEOPN-CM-DALIA-240	polished nickel - GU10	DALI A included - For lights that do not require aesthetic alterations. Dali can be fitted on existent ceiling/wall rose	220 - 240V