

ROOM

WWW.ROOMONLINE.COM



BOCCI 118 STEM FLOOR LAMP

APPROX. 5.7" D GLOBES, 13" D BASE, AVAILABLE WITH THE NUMBER OF PENDANTS RANGING FROM 3-6; CUSTOM CONFIGURATIONS ALSO AVAILABLE. STEM RANGES IN HEIGHT WITH THE NUMBER OF PENDANTS. HAND BLOWN OPAL GLASS, BRASS STEM WITH EITHER BRASS OR BLACK POWDER COATED FINISH, BASE AND INTERNAL DIMMER HOUSING FINISHED IN UNTREATED BRASS WITH BLACK FABRIC SEMI-RIGID CORD
ITEM NO. LI494

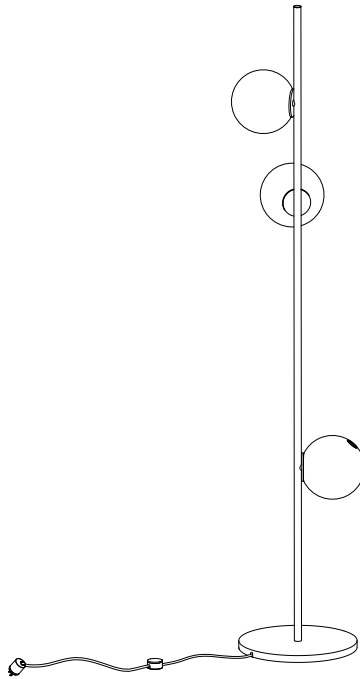


Image shown above 28.6 Floor

Series	28, 38V, 57, 73, 84, 84V, 118
Glass Colours	28: Clear, colour pendants 38V: Clear 57: Grey, white, light mirror, dark mirror 73: Clear, grey 1, grey 2, grey 3 84: Clear/copper 84V: Clear/copper 118: White
Lamp	1W LED, 2700K, 100lm (2500K and 3000K options available)
Plug Types	Type A - 110V Type C - 230V Type G - 230V Type I - 230V
Base	Ø330mm
Cable Length	2290mm black flexible cord
Finishes	Brass or black powder coated stem Unlacquered brass or black powder coated base Brass dial control
Materials	Blown glass, brass stem, electrical components
Power Supply	Integral, dial control with build-in dimmer
Environment	Indoor, dry location. IP20
Note	The brass used in our Stem Series is untreated and, as such, will develop a natural patina over time. To avoid any marking or tarnish on the brass during handling and installation, please use the gloves provided in your shipment. Every single Bocci product is handmade. Each one is variously blown, poured, carved, polished, packed and dispatched directly by us. As such, no two products are identical; they are individual, irregular expressions of our research.

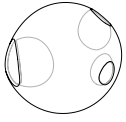
Patent #	28: US D687,740 EU 001695834-001 to 004 38V: EU 002071019-001 57: US D796732 EU 002268581-0001 to 0006 73: US D762,323 S EU 002633230-0001 - 0003 84: EU 003611144-0001 to 0004 118: Worldwide patents pending.
-----------------	---



Weight (kg)

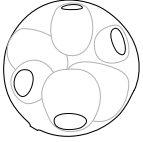
	XXX.3 (900mm)	XXX.3 (1800mm)	XXX.6 (1800mm)
28	9.8	10.8	14.5
38V	12.2	13.2	19.4
57	10.3	11.3	15.6
73	11.3	12.3	17.5
84	11.5	12.6	18
84V	12.5	13.5	19.9
118	12.5	13.5	20

28



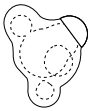
± Ø157 - 171

38V



± Ø190 - 215

57



± 100 - 150

73



± 230 - 380

± 120 - 150

84



± Ø110 - 120

± 110 - 120

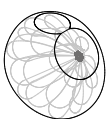
84V



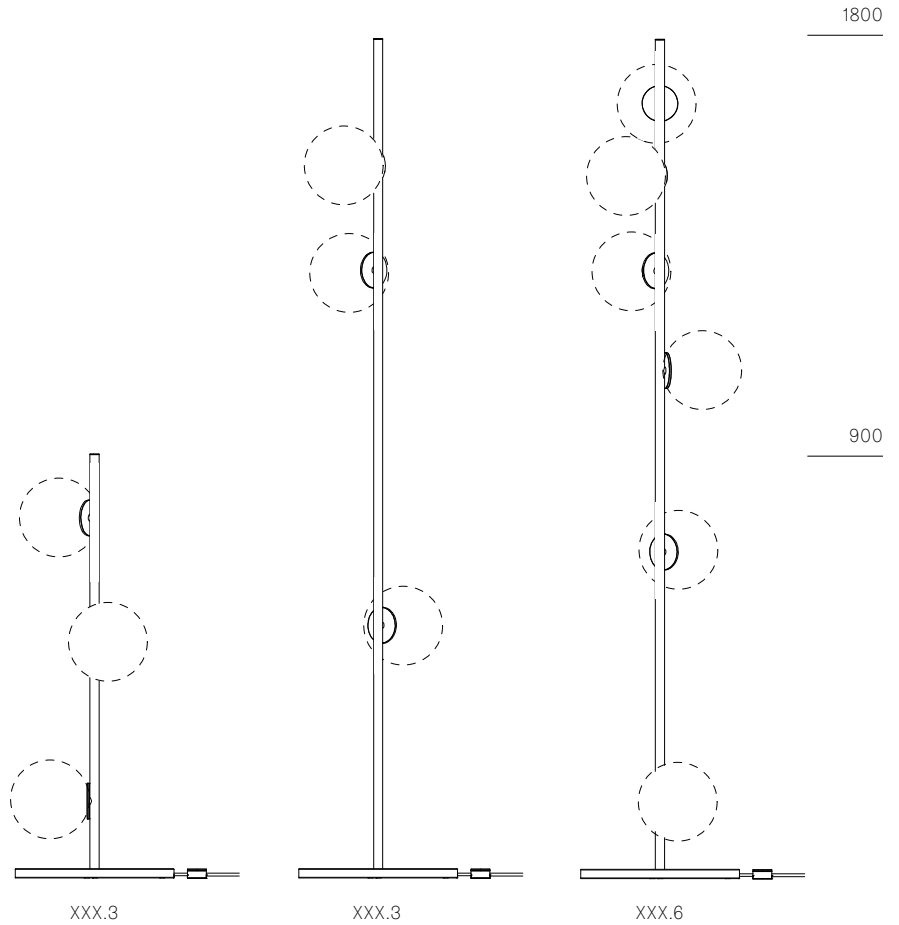
± Ø110 - 130

± 90 - 75

118



± Ø130 - 146



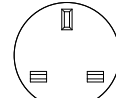
PLUG TYPES



Type A



Type C



Type G



Type I

All dimensions are in millimeters (mm) unless otherwise specified.