

ROOM

WWW.ROOMONLINE.COM



TREVI MULTI PENDANT 10

ANTIQUE BRONZE, BRONZE, OR SATIN BRASS WITH MATTE OPAL GLASS SHADES

25.2" W 66.5" D 25.2" H+ 4" MIN. DROP

TAKES 120V -- 10x E12 BASE BULBS, 25W MAX. 240V -- 10x E14 BASE BULBS, 25W MAX.

ITEM NO. LI344

TREVI PENDANT MULTI 10

FINISH

antique bronze with matt opal glass
 bronze with matt opal glass
 satin brass with matt opal glass

DIMENSIONS (body of fixture)

640 x 1690 x 640 mm (w x d x h)

WEIGHT

9.5kg (20.9lbs)

please ensure ceiling structure is strong enough to support the weight of the light

OVERALL DROP

minimum 745 mm

supplied with 2 X 1000mm drop rod (12.7mm dia) as standard (adjustable on site)

ILLUMINATION

220-240v - 10 x E14 - 25w max (or 4.5w LED 2700k)

110-130v - 10 x E12 - 25w max (or 4.5w LED 2700k)

DIMMING

dimnable bulb required

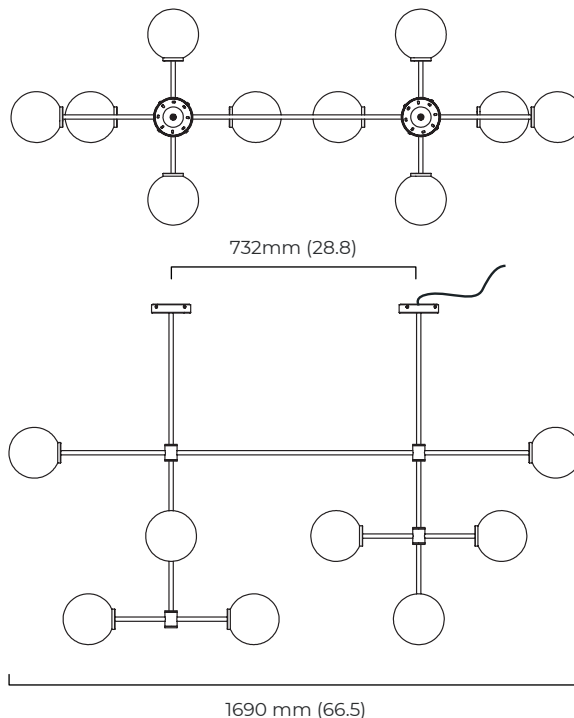
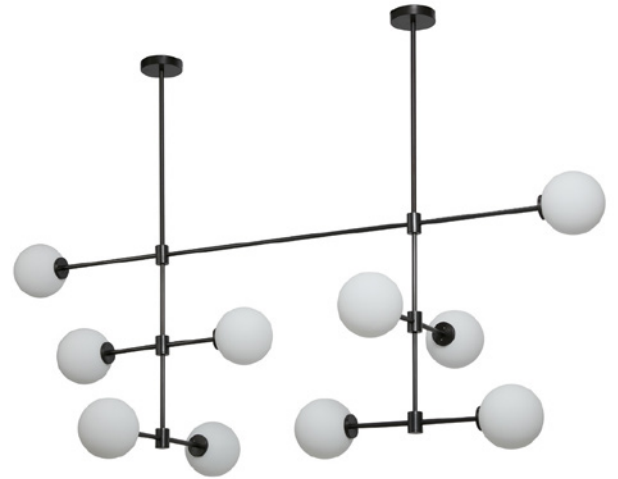
trailing edge dimmable / phase cut (rotary dimmer) - standard

DALI option available (220-240v only)

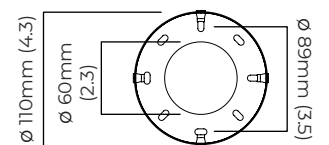
CEILING ROSE / PLATE

round ceiling rose - \varnothing 116 x 25 mm (dia x h)

CERTIFICATION



mounting plate dimensions



*Diagrams are not to scale.

TREVI PENDANT MULTI 10 - DALI-A

FINISH

antique bronze with matt opal glass
 bronze with matt opal glass
 satin brass with matt opal glass

DIMENSIONS (body of fixture)

640 x 1690 x 640 mm (w x d x h)

WEIGHT

9.5kg (20.5 lbs)

please ensure ceiling structure is strong enough to support the weight of the light

OVERALL DROP

minimum 745 mm

supplied with 2 X 1000mm drop rod (12.7mm dia) as standard (adjustable on site)

ILLUMINATION

220-240v - 10 x E14 - 25w max (or 4.5w LED 2700k)

DALI converter to be installed in the cavity

DIMMING

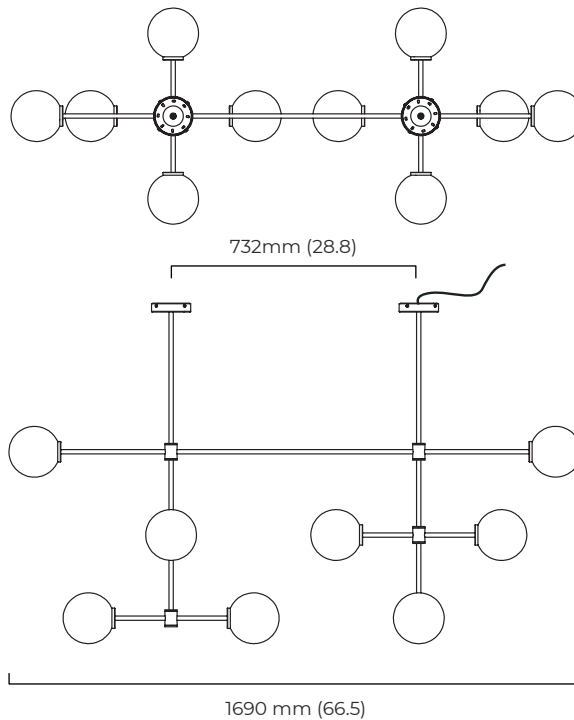
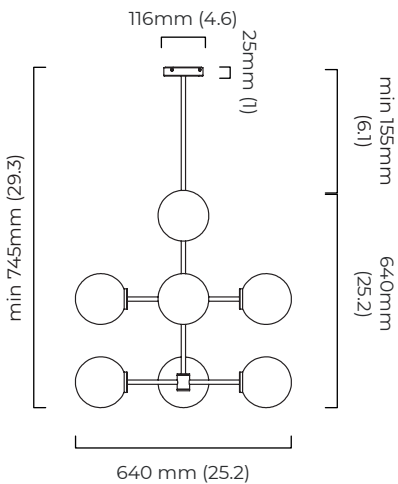
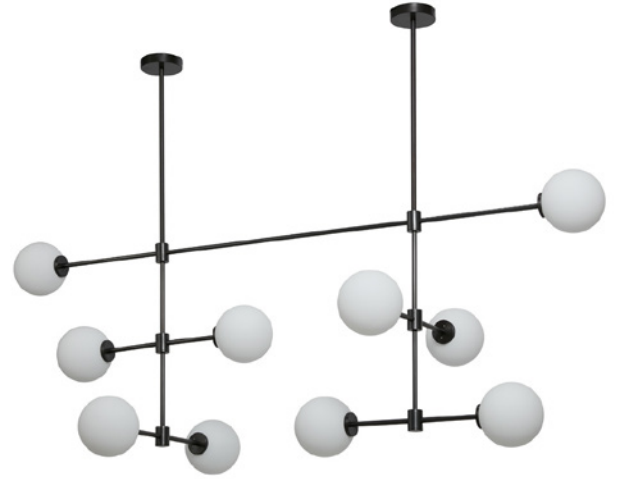
dimnable bulb required

DALI compatible

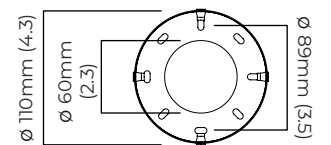
CEILING ROSE / PLATE

round ceiling rose - \varnothing 116 x 25 mm (dia x h)

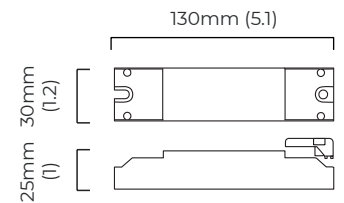
CERTIFICATION



mounting plate dimensions



DALI converter dimensions



*Diagrams are not to scale.

TREVI PENDANT MULTI 10 - DALI-B

FINISH

antique bronze with matt opal glass
 bronze with matt opal glass
 satin brass with matt opal glass

DIMENSIONS (body of fixture)

640 x 1690 x 640 mm (w x d x h)

WEIGHT

9.5kg (20.5 lbs)

please ensure ceiling structure is strong enough to support the weight of the light

OVERALL DROP

minimum 755 mm

supplied with 2 X 1000mm drop rod (12.7mm dia) as standard (adjustable on site)

ILLUMINATION

220-240v - 10 x E14 - 25w max (or 4.5w LED 2700k)

DALI converter to be installed in the ceiling rose

DIMMING

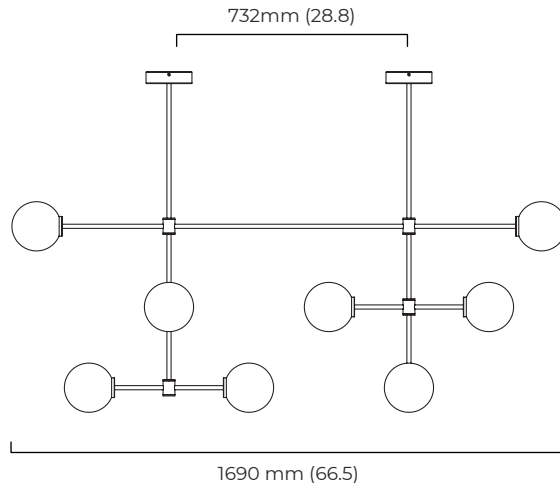
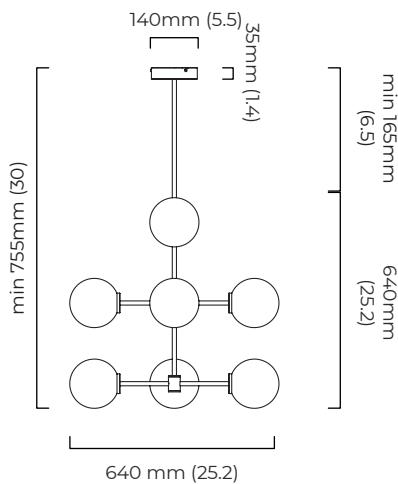
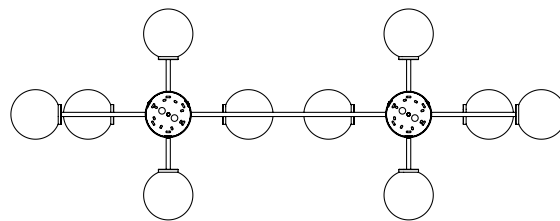
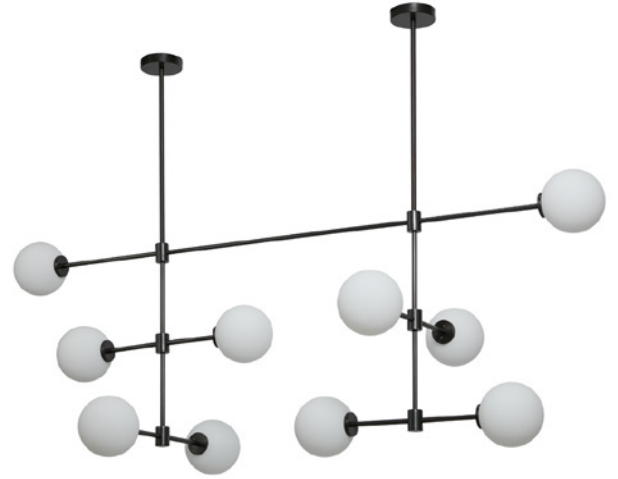
dimnable bulb required

DALI compatible

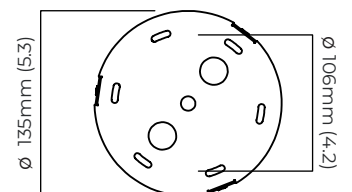
CEILING ROSE / PLATE

round ceiling rose - \varnothing 140 x 35 mm (dia x h)

CERTIFICATION



mounting plate dimensions



*Diagrams are not to scale.

TREVI PENDANT MULTI 10

TREVI PENDANT MULTI 10

SKU NUMBER	FINISH DESCRIPTION	VOLTAGE
TREPE1ABMO-240	antique bronze with matt opal glass	220 - 240V
TREPE1BZMO-240	bronze with matt opal glass	220 - 240V
TREPE1SBMO-240	satın brass with matt opal glass	220 - 240V
TREPE1ABMO-110	antique bronze with matt opal glass	110 - 130V
TREPE1BZMO-110	bronze with matt opal glass	110 - 130V
TREPE1SBMO-110	satın brass with matt opal glass	110 - 130V

TREVI PENDANT MULTI 10 - DALI-A

SKU NUMBER	FINISH DESCRIPTION	TYPE OF DALI	VOLTAGE
TREPE1ABMO-DALIA-240	antique bronze with matt opal glass	DALI A included - For lights that do not require aesthetic alterations. Dali can be fitted inside the ceiling/wall rose	220 - 240V
TREPE1BZMO-DALIA-240	bronze with matt opal glass	DALI A included - For lights that do not require aesthetic alterations. Dali can be fitted inside the ceiling/wall rose	220 - 240V
TREPE1SBMO-DALIA-240	satın brass with matt opal glass	DALI A included - For lights that do not require aesthetic alterations. Dali can be fitted inside the ceiling/wall rose	220 - 240V

TREVI PENDANT MULTI 10 - DALI-B

SKU NUMBER	FINISH DESCRIPTION	TYPE OF DALI	VOLTAGE
TREPE1ABMO-DALIB-240	antique bronze with matt opal glass	DALI B included - The light will feature a deeper ceiling/wall rose. For use when there is no space in the existing ceiling/wall cavity	220 - 240V
TREPE1BZMO-DALIB-240	bronze with matt opal glass	DALI B included - The light will feature a deeper ceiling/wall rose. For use when there is no space in the existing ceiling/wall cavity	220 - 240V
TREPE1SBMO-DALIB-240	satın brass with matt opal glass	DALI B included - The light will feature a deeper ceiling/wall rose. For use when there is no space in the existing ceiling/wall cavity	220 - 240V