




Image shown above 76.11 with rectangular canopy

|                        |  |
|------------------------|--|
| <b>Series</b>          | 76   |
| <b>Mounting</b>        | Ceiling mounted  |
| <b>Glass Colour</b>    | Clear, grey, green   |
| <b>Lamp</b>            | 0.4W LED, 2700K, 70lm  |
| <b>Coaxial Length</b>  | 3000mm standard / up to 30500mm maximum<br>Adjustable length: 76.1 - 76.7<br>Non-adjustable Length: 76.11 - 76.36  |
| <b>Canopy Finishes</b> | 76.1 - 76.7: white, black or brushed nickel canopy<br>76.1m: white, black, brushed nickel, or brushed brass canopy<br>76.11 - 76.36: white canopy  |
| <b>Materials</b>       | Blown glass, copper mesh, braided metal coaxial cable, electrical components, steel canopy   |
| <b>Power Supply</b>    | Integral<br>Remote mounted for 76.1m<br><br>Bocci recommends remote mounting power supplies for ease of long-term maintenance.   |
| <b>Environment</b>     | Indoor, dry location. IP30   |
| <b>Note</b>            | Every single Bocci product is handmade. Each one is variously blown, poured, carved, polished, packed and dispatched directly by us. As such, no two products are identical; they are individual, irregular expressions of our research. |
| <b>Patent #</b>        | US D817,524 S<br>EU 002840975-0004-0007  |

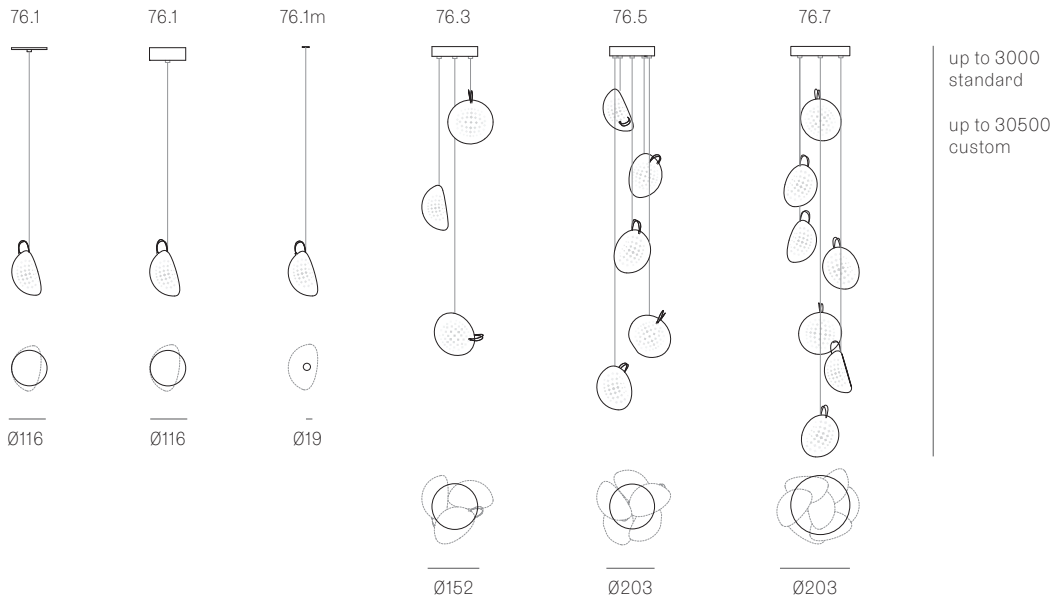
**Certifications**



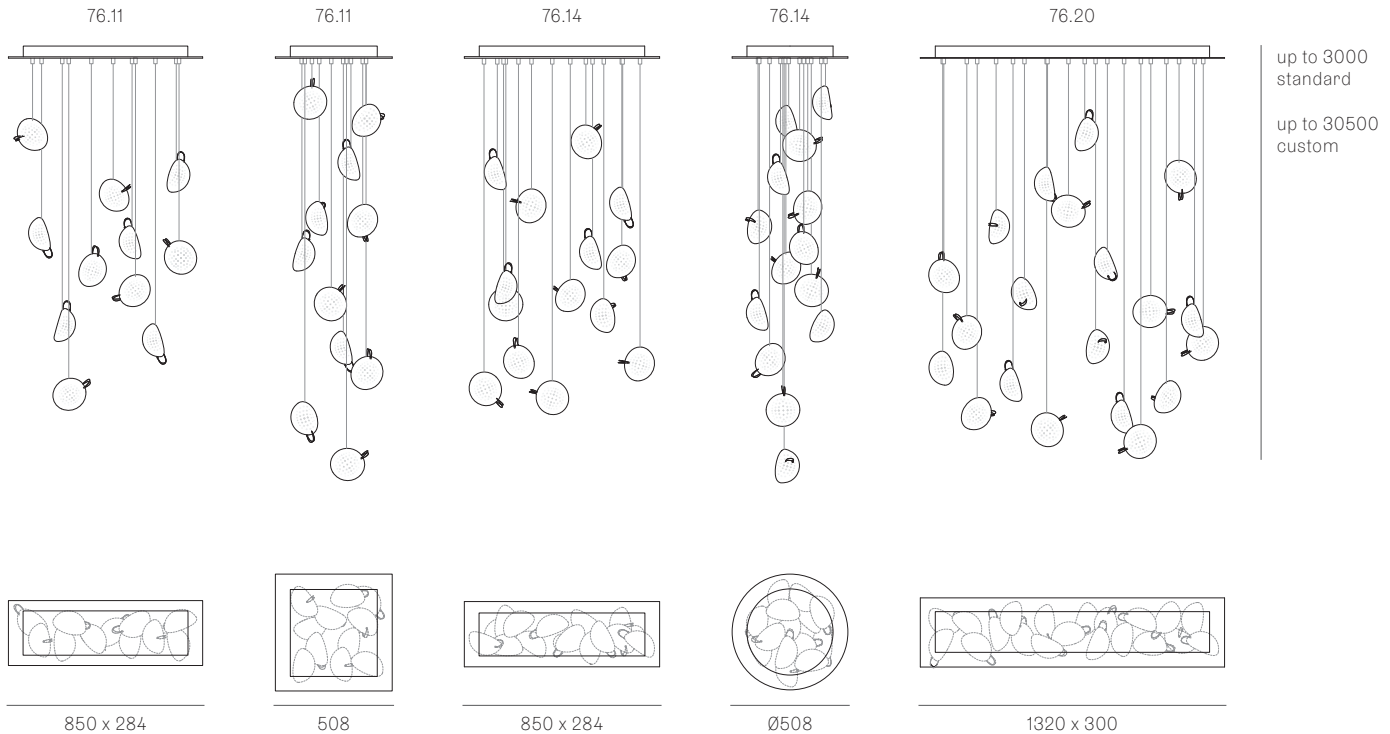
**Weight (kg)**

|  |      |   |      |
|--|------|---|------|
|  |      |  |      |
| Round  |      | Square  |      |
| 76.1   | 0.7  | 76.11   | 18.9 |
| 76.3   | 2    | 76.26   | 32.7 |
| 76.5   | 3.4  | 76.36   | 44.1 |
| 76.7   | 7.2  |   |      |
| 76.14  | 20.9 |   |      |
| 76.26  | 30.4 |   |      |
| 76.36  | 39.5 |   |      |
|  |      |  |      |
|  |      | Rectangle   |      |
|  |      | 76.11   | 18   |
|  |      | 76.14   | 20   |
|  |      | 76.20   | 27.3 |
|  |      | 76.26   | 28.2 |
|  |      | 76.36   | 40   |

### ADJUSTABLE LENGTH



### NON-ADJUSTABLE LENGTH



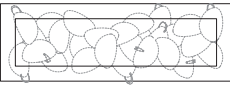
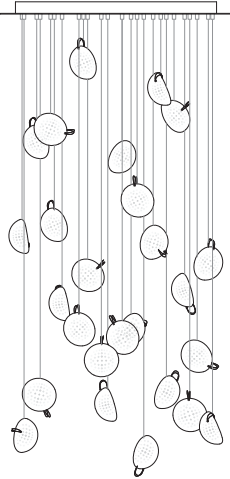
All dimensions are in millimeters (mm) unless otherwise specified.

#### Best practices for wiring multiple single pendant fixtures with remote mounted power supplies:

- Multiple single pendant fixtures should be wired in parallel. DO NOT wire in series.
- Bocci recommends a home run line for each fixture location to avoid significant voltage drop.
- Calculations for distance to the power supply, or required wire guage in order to avoid voltage drop, are the responsibility of the installing party.

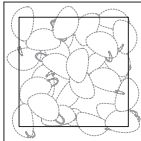
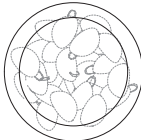
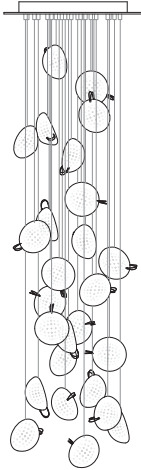
NON-ADJUSTABLE LENGTH

76.26



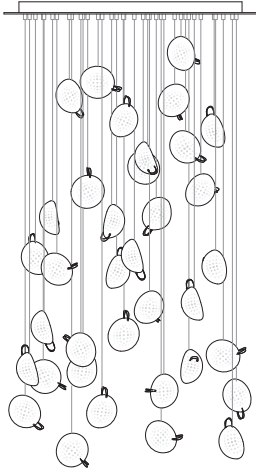
1000 x 335

76.26



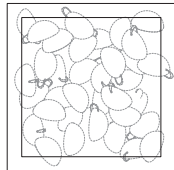
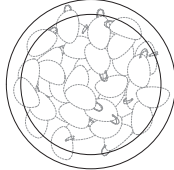
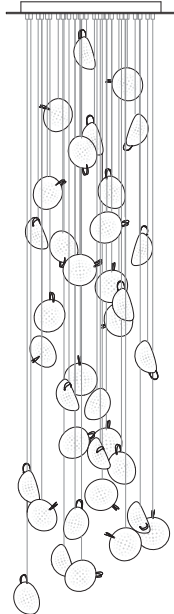
600

76.36



1100 x 370

76.36



755

up to 3000  
standard  
up to 30500  
custom

All dimensions are in millimeters (mm) unless otherwise specified.