

Image shown above 28.6 Floor

<b>Series</b>	28, 38V, 57, 73, 84, 84V, 100, 118
<b>Glass Colours</b>	28: Clear, colour pendants 38V: Clear 57: Grey, white, light mirror, dark mirror 73: Clear, grey 1, grey 2, grey 3 84: Clear/copper 84V: Clear/copper 100: Clear, grey 118: White, bronze
<b>Lamp</b>	1W LED, 2700K, 100lm (2500K and 3000K options available)
<b>Plug Types</b>	Type A - 110V Type C - 230V Type G - 230V Type I - 230V
<b>Base</b>	XXX.3 short (900mm): Ø200mm XXX.3 long and XXX.6: Ø330mm
<b>Cable Length</b>	2290mm black flexible cord
<b>Finishes</b>	Brass or black powder coated stem with matching base and dial control
<b>Materials</b>	Blown glass, brass stem, electrical components
<b>Power Supply</b>	Integral, dial control with build-in dimmer
<b>Environment</b>	Indoor, dry location. IP20
<b>Note</b>	The brass used in our Stem Series is untreated and, as such, will develop a natural patina over time. To avoid any marking or tarnish on the brass during handling and installation, please use the gloves provided in your shipment.  Every single Bocci product is handmade. Each one is variously blown, poured, carved, polished, packed and dispatched directly by us. As such, no two products are identical; they are individual, irregular expressions of our research.

<b>Patent #</b>	28: US D687,740 EU 001695834-001 to 004  38V: EU 002071019-001  57: US D796732 EU 002268581-0001 to 0006  73: US D762,323 S EU 002633230-0001 - 0003  84: EU 003611144-0001 to 0004  100: US D1027 281S EU 008526131-0001  118: Worldwide patents pending.
-----------------	--

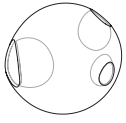
**Certifications**



**Weight (kg)**

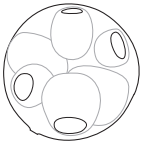
	XXX.3 short (900mm)	XXX.3 long (1800mm)	XXX.6 (1800mm)
<b>28</b>	10.2	10.8	14.5
<b>38V</b>	12.6	13.2	19.4
<b>57</b>	10.7	11.3	15.6
<b>73</b>	11.7	12.3	17.5
<b>84</b>	11.9	12.6	18
<b>84V</b>	12.9	13.5	19.9
<b>100</b>	7	8.4	13.2
<b>118</b>	12.9	13.5	20

28



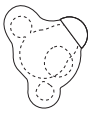
± Ø157 - 171

38V



± Ø190 - 215

57



± 100 - 150

73



± 120 - 150

± 230 - 380

84



± 110 - 120

± Ø110 - 120

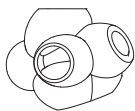
84V



± 90 - 75

± Ø110 - 130

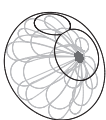
100



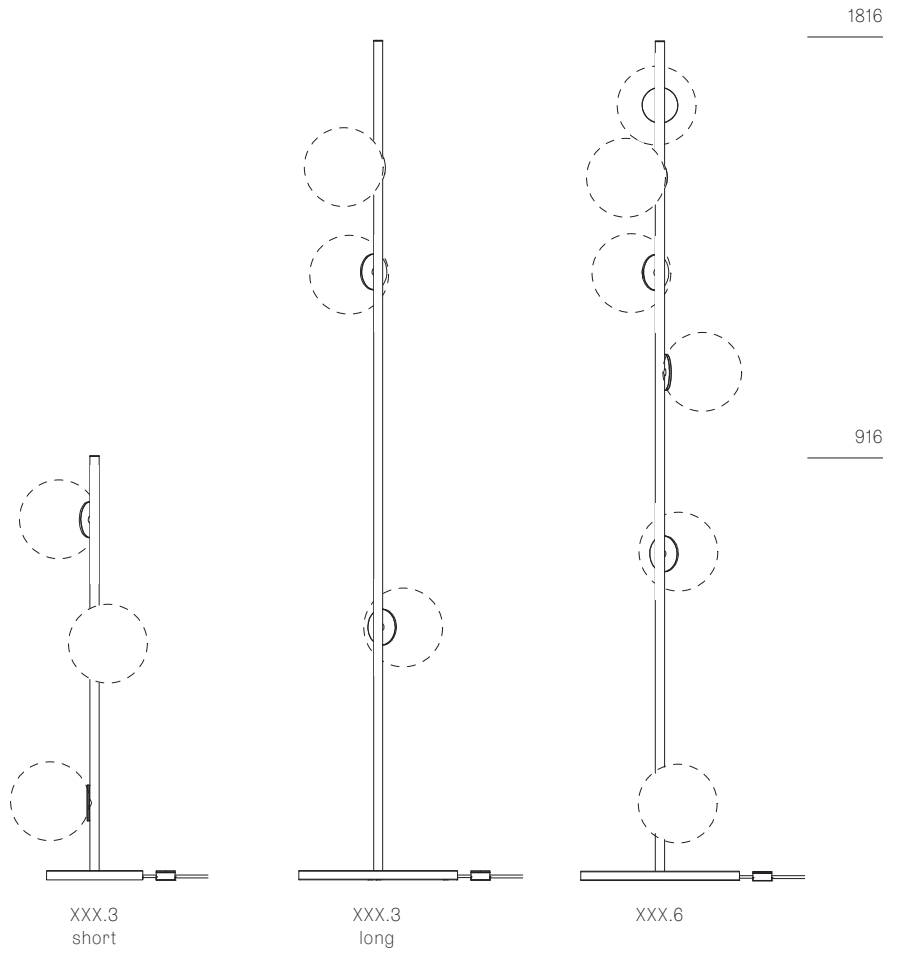
± 210 - 170

± 210 - 170

118



± Ø130 - 146



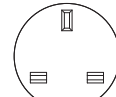
### PLUG TYPES



Type A



Type C



Type G



Type I

All dimensions are in millimeters (mm) unless otherwise specified.