

# ROOM

WWW.ROOMONLINE.COM



---

## PROMETHEUS 4 SCONCE

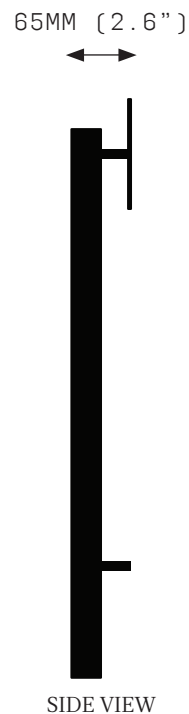
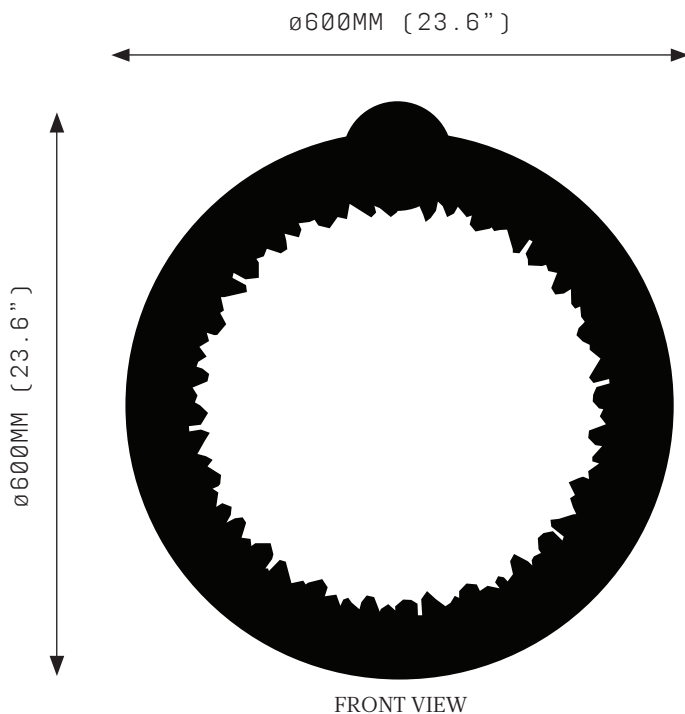
FIXTURES AVAILABLE IN SIX SIZES RANGING FROM 23.6"W TO 82.7"W

AVAILABLE IN AGED BRASS, BRUSHED BRASS, HAND RUBBED BRASS, BRUSHED STAINLESS STEEL, DARK BRONZE & MOTTLED PATINA STANDARD. VERDIGRIS, POLISHED BRASS, POLISHED STAINLESS STEEL, COPPER LEAF, SILVER LEAF OR GOLD LEAF AVAILABLE FOR AN UPCHARGE. CLEAR QUARTZ STANDARD, GRADIENT OR SMOKY QUARTZ AVAILABLE FOR AN UPCHARGE

LAMPING: 24V, LED, WW, DIMMABLE, INCLUDED

ITEM NO. LI444

# PROMETHEUS IV SCONCE 600



## SPECIFICATIONS

Ordering Code:  
P4.W.600

Lamp:  
24V LED WW 2700K

Lumens:  
2911 LM

Voltage:  
24V DC

Watts:  
36W

Weight:  
Approx. 9 kg

Inclusions:  
Power Supply Unit x 60W

Exclusions:  
User interface, Dimmer unit

## PRODUCT OPTIONS

Finishes:  
 AB Aged Brass  
 BB Brushed Brass  
 HRB Hand Rubbed Brass  
 DB Dark Bronze  
 MP Mottled Patina  
 VER Verdigris  
 PB Polished Brass  
 BSS Brushed Stainless Steel\*  
 PSS Polished Stainless Steel\*  
 CL Copper Leaf  
 SL Silver Leaf  
 GL Gold Leaf

\* Stainless Steel has a different profile.

## WARRANTY

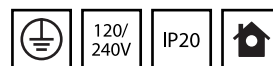
3 Years Fixture  
 3 Years Power Supply Unit  
 3 Years LED

Prometheus IV Sconce is a solid fixture that will require very little maintenance over the years.

If your Prometheus IV Sconce is treated with care, it will shine brightly for many years to come.

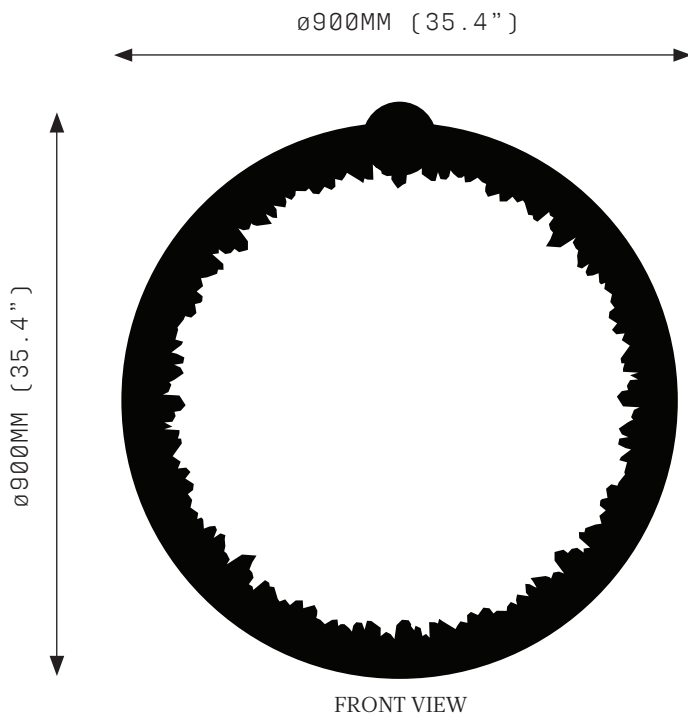
Quartz is a mineral formed by the Earth. Each crystal piece will be unique due to natural variation of size, shape, colour and clarity.

Contact us for custom variations.

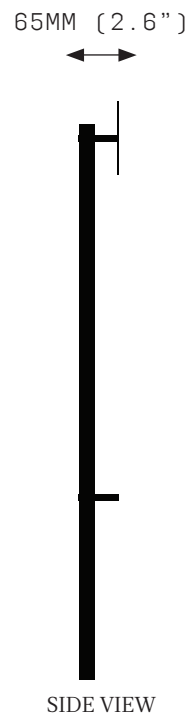


Installation should only be undertaken by a qualified professional

# PROMETHEUS IV SCONCE 900



FRONT VIEW



SIDE VIEW

## SPECIFICATIONS

Ordering Code:  
P4.W.900

Lamp:  
24V LED WW 2700K

Lumens:  
4366 LM

Voltage:  
24V DC

Watts:  
54W

Weight:  
Approx. 14 kg

Inclusions:  
Power Supply Unit x 60W

Exclusions:  
User interface, Dimmer unit

## PRODUCT OPTIONS

### Finishes:

- AB Aged Brass
- BB Brushed Brass
- HRB Hand Rubbed Brass
- DB Dark Bronze
- MP Mottled Patina
- VER Verdigris
- PB Polished Brass
- BSS Brushed Stainless Steel\*
- PSS Polished Stainless Steel\*
- CL Copper Leaf
- SL Silver Leaf
- GL Gold Leaf

\* Stainless Steel has a different profile.

## WARRANTY

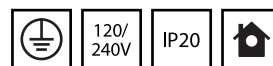
- 3 Years Fixture
- 3 Years Power Supply Unit
- 3 Years LED

Prometheus IV Sconce is a solid fixture that will require very little maintenance over the years.

If your Prometheus IV Sconce is treated with care, it will shine brightly for many years to come.


Quartz is a mineral formed by the Earth. Each crystal piece will be unique due to natural variation of size, shape, colour and clarity.

Contact us for custom variations.



Installation should only be undertaken by a qualified professional

# PROMETHEUS IV SCONCE 1200



## SPECIFICATIONS

Ordering Code:  
P4.W.1200

Lamp:  
24V LED WW 2700K

Lumens:  
5822 LM

Voltage:  
24V DC

Watts:  
72W

Weight:  
Approx. 19 kg

Inclusions:  
Power Supply Unit x 100W

Exclusions:  
User interface, Dimmer unit

## PRODUCT OPTIONS

Finishes:  
 AB Aged Brass  
 BB Brushed Brass  
 HRB Hand Rubbed Brass  
 DB Dark Bronze  
 MP Mottled Patina  
 VER Verdigris  
 PB Polished Brass  
 BSS Brushed Stainless Steel\*  
 PSS Polished Stainless Steel\*  
 CL Copper Leaf  
 SL Silver Leaf  
 GL Gold Leaf

\* Stainless Steel has a different profile.

## WARRANTY

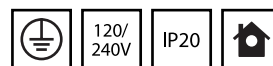
3 Years Fixture  
 3 Years Power Supply Unit  
 3 Years LED

Prometheus IV Sconce is a solid fixture that will require very little maintenance over the years.

If your Prometheus IV Sconce is treated with care, it will shine brightly for many years to come.

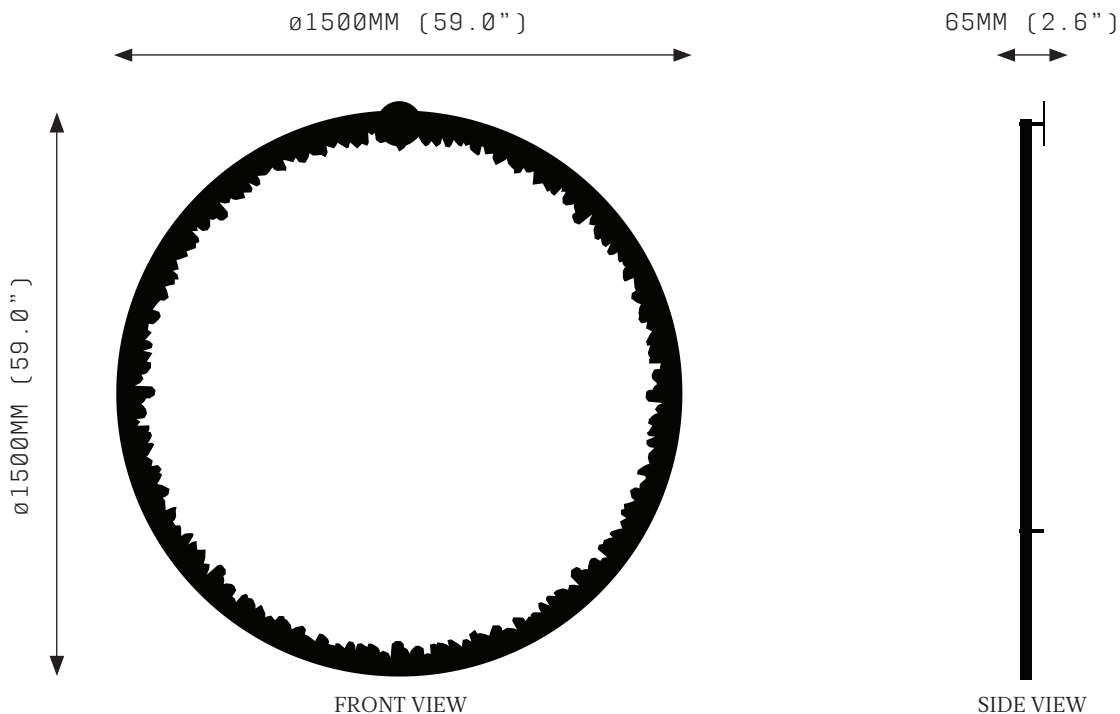
Quartz is a mineral formed by the Earth. Each crystal piece will be unique due to natural variation of size, shape, colour and clarity.

Contact us for custom variations.



Installation should only be undertaken by a qualified professional

# PROMETHEUS IV SCONCE 1500



## SPECIFICATIONS

Ordering Code:  
P4.W.1500

Lamp:  
24V LED WW 2700K

Lumens:  
7277 LM

Voltage:  
24V DC

Watts:  
90W

Weight:  
Approx. 23 kg

Inclusions:  
Power Supply Unit x 100W

Exclusions:  
User interface, Dimmer unit

## PRODUCT OPTIONS

### Finishes:

- AB Aged Brass
- BB Brushed Brass
- HRB Hand Rubbed Brass
- DB Dark Bronze
- MP Mottled Patina
- VER Verdigris
- PB Polished Brass
- BSS Brushed Stainless Steel\*
- PSS Polished Stainless Steel\*
- CL Copper Leaf
- SL Silver Leaf
- GL Gold Leaf

\* Stainless Steel has a different profile.

## WARRANTY

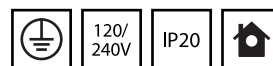
- 3 Years Fixture
- 3 Years Power Supply Unit
- 3 Years LED

Prometheus IV Sconce is a solid fixture that will require very little maintenance over the years.

If your Prometheus IV Sconce is treated with care, it will shine brightly for many years to come.

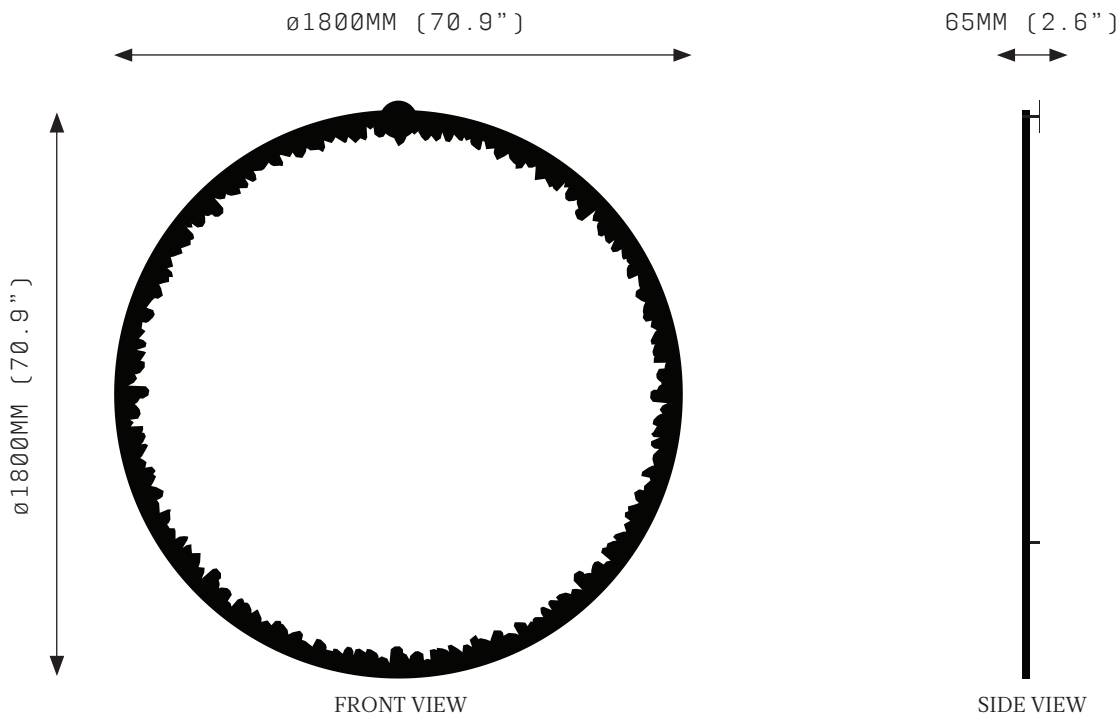
Quartz is a mineral formed by the Earth. Each crystal piece will be unique due to natural variation of size, shape, colour and clarity.

Contact us for custom variations.



Installation should only be undertaken by a qualified professional

# PROMETHEUS IV SCONCE 1800



## SPECIFICATIONS

Ordering Code:  
P4.W.1800

Lamp:  
24V LED WW 2700K

Lumens:  
8732 LM

Voltage:  
24V DC

Watts:  
108W

Weight:  
Approx. 28 kg

Inclusions:  
Power Supply Unit x 150W

Exclusions:  
User interface, Dimmer unit

## PRODUCT OPTIONS

Finishes:  
 AB Aged Brass  
 BB Brushed Brass  
 HRB Hand Rubbed Brass  
 DB Dark Bronze  
 MP Mottled Patina  
 VER Verdigris  
 PB Polished Brass  
 BSS Brushed Stainless Steel\*  
 PSS Polished Stainless Steel\*  
 CL Copper Leaf  
 SL Silver Leaf  
 GL Gold Leaf

\* Stainless Steel has a different profile.

## WARRANTY

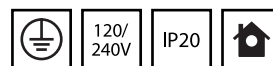
3 Years Fixture  
 3 Years Power Supply Unit  
 3 Years LED

Prometheus IV Sconce is a solid fixture that will require very little maintenance over the years.

If your Prometheus IV Sconce is treated with care, it will shine brightly for many years to come.

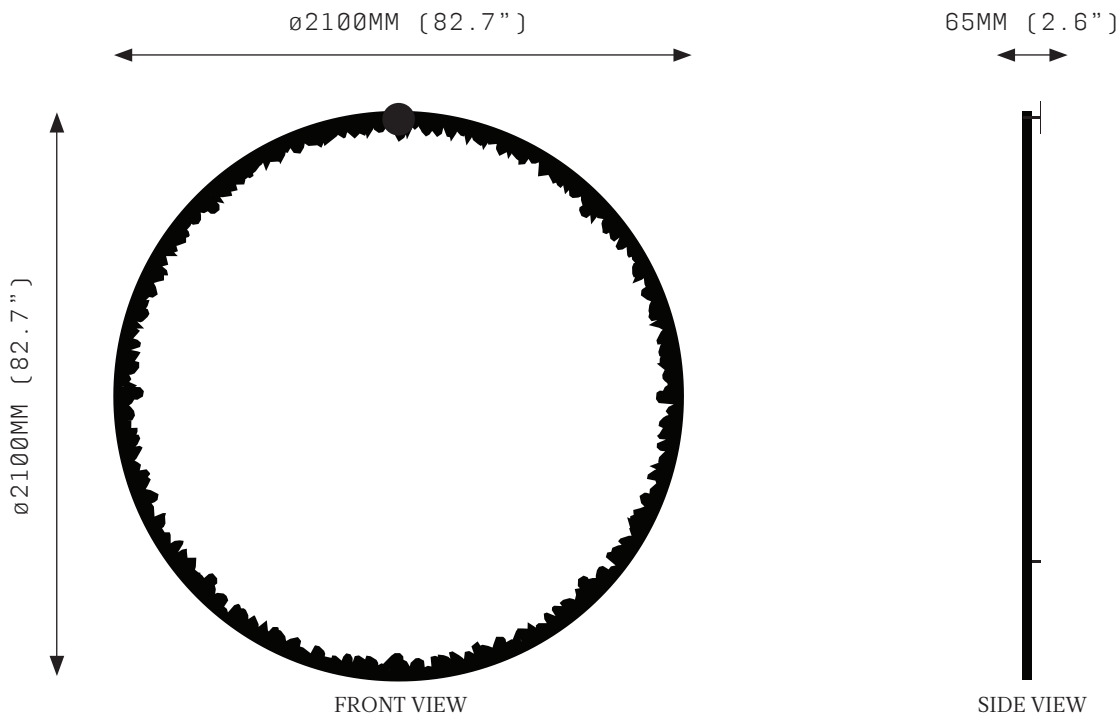
Quartz is a mineral formed by the Earth. Each crystal piece will be unique due to natural variation of size, shape, colour and clarity.

Contact us for custom variations.



Installation should only be undertaken by a qualified professional

# PROMETHEUS IV SCONCE 2100



## SPECIFICATIONS

Ordering Code:  
P4.W.2100

Lamp:  
24V LED WW 2700K

Lumens:  
10188 LM

Voltage:  
24V DC

Watts:  
126W

Weight:  
Approx. 33 kg

Inclusions:  
Power Supply Unit x 150W

Exclusions:  
User interface, Dimmer unit

## PRODUCT OPTIONS

### Finishes:

- AB Aged Brass
- BB Brushed Brass
- HRB Hand Rubbed Brass
- DB Dark Bronze
- MP Mottled Patina
- VER Verdigris
- PB Polished Brass
- BSS Brushed Stainless Steel\*
- PSS Polished Stainless Steel\*
- CL Copper Leaf
- SL Silver Leaf
- GL Gold Leaf

\* Stainless Steel has a different profile.

## WARRANTY

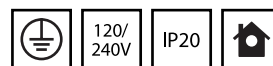
- 3 Years Fixture
- 3 Years Power Supply Unit
- 3 Years LED

Prometheus IV Sconce is a solid fixture that will require very little maintenance over the years.

If your Prometheus IV Sconce is treated with care, it will shine brightly for many years to come.

Quartz is a mineral formed by the Earth. Each crystal piece will be unique due to natural variation of size, shape, colour and clarity.

Contact us for custom variations.



Installation should only be undertaken by a qualified professional