

# ROOM

WWW.ROOMONLINE.COM



---

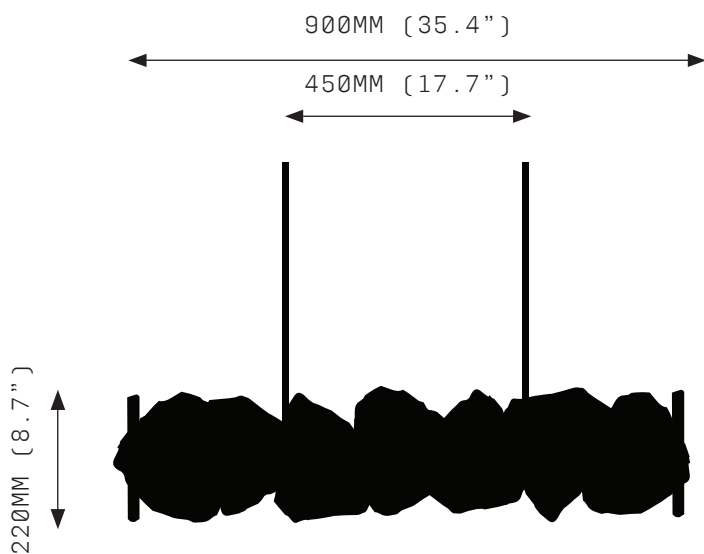
PETRA II CHANDELIER LINEAR

DIMENSIONS VARY BY SPECIFICATION

AGED BRASS WITH CHOICE OF CLEAR, ROSE, OR SMOKY POLISHED QUARTZ CRYSTAL

ITEM NO. LI497

# PETRA II LINEAR 900



FRONT VIEW



SIDE VIEW

## SPECIFICATIONS

Ordering Code:  
PET.2.900

Lamp:  
24V LED WW 2700K

Lumens:  
1236 LM

Voltage:  
24V DC

Watts:  
15W

Weight:  
Approx. 31kg\*  
\*Exclusive of canopy

Inclusions:  
16 Quartz crystal slices  
Power Supply Unit x 60W

Exclusions:  
User Interface, Dimmer Unit

## PRODUCT OPTIONS

Quartz:  
CQ Clear Quartz  
RQ Rose Quartz  
SQ Smoky Quartz

Finishes:  
AB Aged Brass

Suspension:  
ROD Vertical Rod

Canopy:\*

- RFM Round Flush Medium
- RFL Round Flush Large
- RSM Round Surface Medium
- RSL Round Surface Large
- Linear Flush Mount
- Linear Surface Mount

\*Refer to Canopy Specification Guide

## WARRANTY

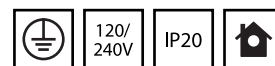
3 Years Fixture  
3 Years Power Supply Unit  
3 Years LED

Petra II Linear is a solid fixture that will require very little maintenance over the years.

If your Petra II Linear Sconce is treated with care, it will shine brightly for many years to come.

Quartz is a mineral formed by the Earth. Each crystal piece will be unique due to natural variation of size, shape, colour and clarity.

Contact us for custom variations.



Installation should only be undertaken by a qualified professional

# PETRA II LINEAR 1200



FRONT VIEW

SIDE VIEW

## SPECIFICATIONS

Ordering Code:  
PET.2.1200

Lamp:  
24V LED WW 2700K

Lumens:  
1700 LM

Voltage:  
24V DC

Watts:  
21W

Weight:  
Approx. 38.6kg\*  
\*Exclusive of canopy

Inclusions:  
20 Quartz crystal slices  
Power Supply Unit x 60W

Exclusions:  
User Interface, Dimmer Unit

## PRODUCT OPTIONS

Quartz:  
CQ Clear Quartz  
RQ Rose Quartz  
SQ Smoky Quartz

Finishes:  
AB Aged Brass

Suspension:  
ROD Vertical Rod

Canopy:\*

- RFM Round Flush Medium
- RFL Round Flush Large
- RSM Round Surface Medium
- RSL Round Surface Large
- Linear Flush Mount
- Linear Surface Mount

\*Refer to Canopy Specification Guide

## WARRANTY

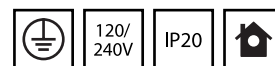
3 Years Fixture  
3 Years Power Supply Unit  
3 Years LED

Petra II Linear is a solid fixture that will require very little maintenance over the years.

If your Petra II Linear is treated with care, it will shine brightly for many years to come.

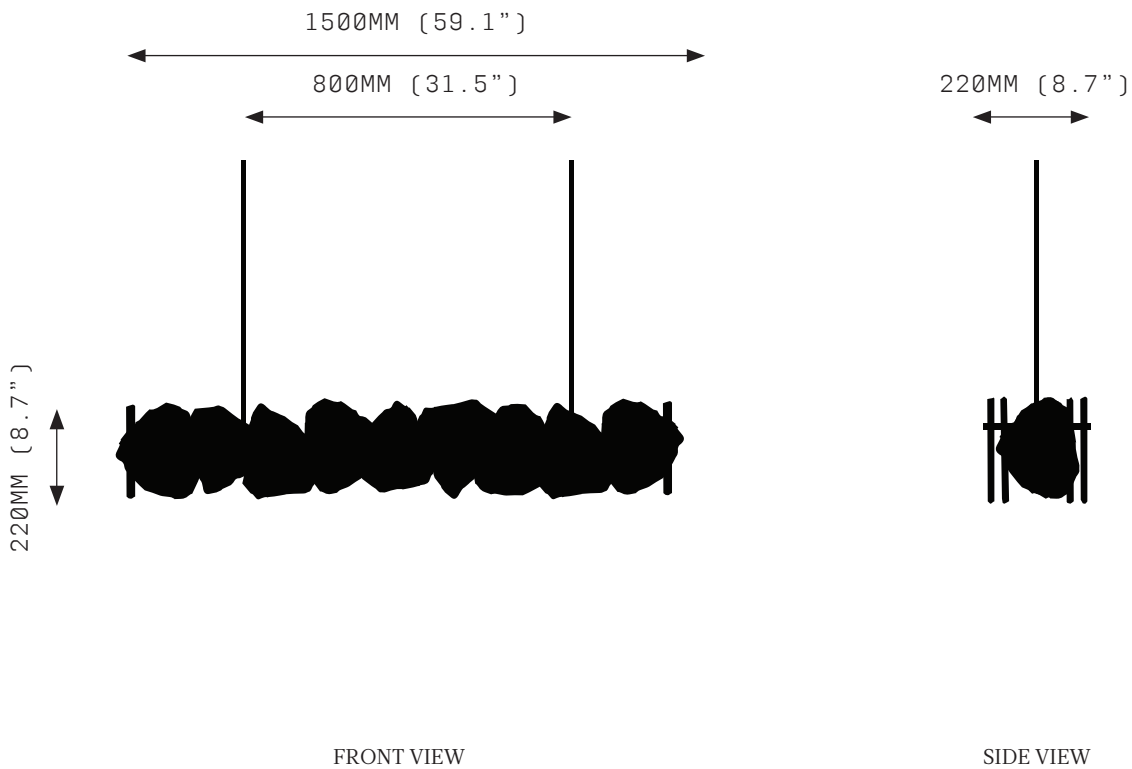
Quartz is a mineral formed by the Earth. Each crystal piece will be unique due to natural variation of size, shape, colour and clarity.

Contact us for custom variations.



Installation should only be undertaken by a qualified professional

# PETRA II LINEAR 1500



## SPECIFICATIONS

Ordering Code:  
PET.2.1500

Lamp:  
24V LED WW 2700K

Lumens:  
2163 LM

Voltage:  
24V DC

Watts:  
27W

Weight:  
Approx. 46.5kg\*  
\*Exclusive of canopy

Inclusions:  
24 Quartz crystal slices  
Power Supply Unit x 60W

Exclusions:  
User Interface, Dimmer Unit

## PRODUCT OPTIONS

Quartz:  
CQ Clear Quartz  
RQ Rose Quartz  
SQ Smoky Quartz

Finishes:  
AB Aged Brass

Suspension:  
ROD Vertical Rod

Canopy:\*

RFM Round Flush Medium  
RFL Round Flush Large  
RSM Round Surface Medium  
RSL Round Surface Large  
Linear Flush Mount  
Linear Surface Mount  
\*Refer to Canopy Specification Guide

## WARRANTY

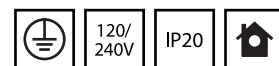
3 Years Fixture  
3 Years Power Supply Unit  
3 Years LED

Petra II Linear is a solid fixture that will require very little maintenance over the years.

If your Petra II Linear is treated with care, it will shine brightly for many years to come.

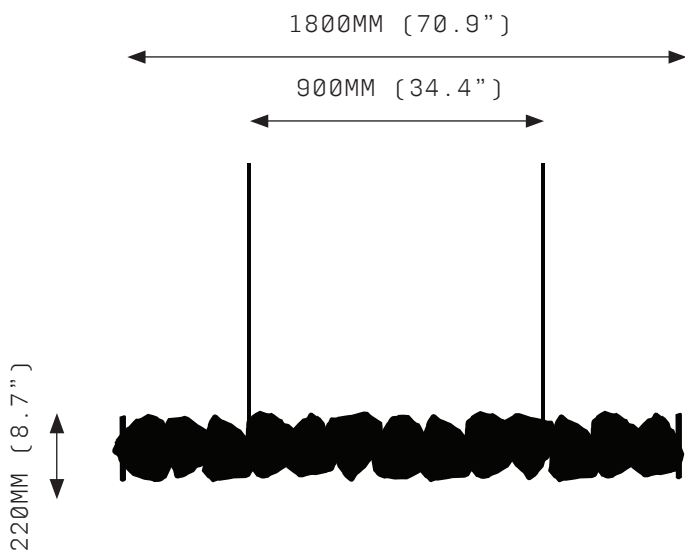
Quartz is a mineral formed by the Earth. Each crystal piece will be unique due to natural variation of size, shape, colour and clarity.

Contact us for custom variations.

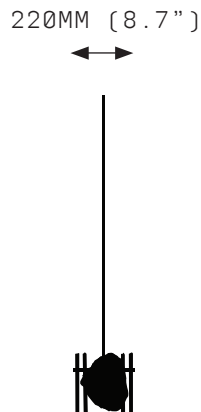


Installation should only be undertaken by a qualified professional

# PETRA II LINEAR 1800



FRONT



SIDE VIEW

## SPECIFICATIONS

Ordering Code:  
PET.2.1800

Lamp:  
24V LED WW 2700K

Lumens:  
2627 LM

Voltage:  
24V DC

Watts:  
33W

Weight:  
Approx. 54.5kg\*  
\*Exclusive of canopy

Inclusions:  
28 Quartz crystal slices  
Power Supply Unit x 60W

Exclusions:  
User Interface, Dimmer Unit

## PRODUCT OPTIONS

Quartz:  
CQ Clear Quartz  
RQ Rose Quartz  
SQ Smoky Quartz

Finishes:  
AB Aged Brass

Suspension:  
ROD Vertical Rod

Canopy:\*

- RFM Round Flush Medium
- RFL Round Flush Large
- RSM Round Surface Medium
- RSL Round Surface Large
- Linear Flush Mount
- Linear Surface Mount

\*Refer to Canopy Specification Guide

## WARRANTY

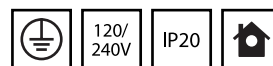
3 Years Fixture  
3 Years Power Supply Unit  
3 Years LED

Petra II Linear is a solid fixture that will require very little maintenance over the years.

If your Petra II Linear is treated with care, it will shine brightly for many years to come.

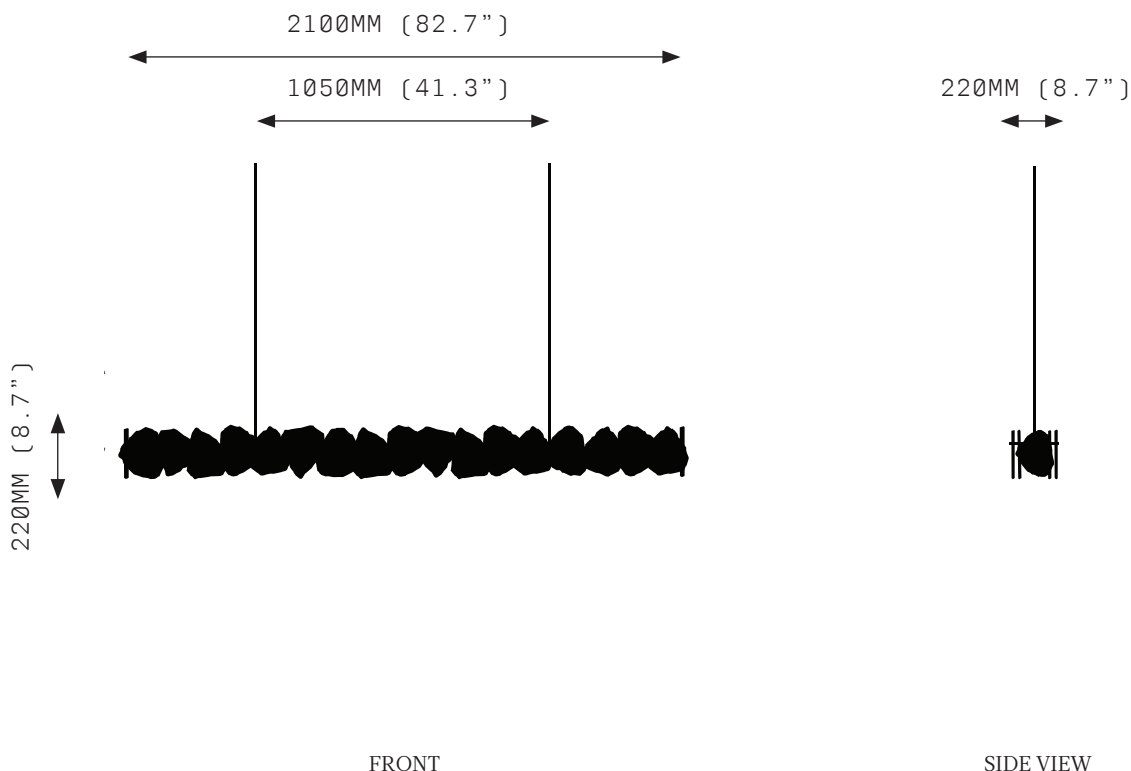
Quartz is a mineral formed by the Earth. Each crystal piece will be unique due to natural variation of size, shape, colour and clarity.

Contact us for custom variations.



Installation should only be undertaken by a qualified professional

# PETRA II LINEAR 2100



## SPECIFICATIONS

Ordering Code:  
PET.2.2100

Lamp:  
24V LED WW 2700K

Lumens:  
3090 LM

Voltage:  
24V DC

Watts:  
38W

Weight:  
Approx. 62.3kg\*  
\*Exclusive of canopy

Inclusions:  
32 Quartz crystal slices  
Power Supply Unit x 60W

Exclusions:  
User Interface, Dimmer Unit

## PRODUCT OPTIONS

Quartz:  
CQ Clear Quartz  
RQ Rose Quartz  
SQ Smoky Quartz

Finishes:  
AB Aged Brass

Suspension:  
ROD Vertical Rod

Canopy:\*

- RFM Round Flush Medium
- RFL Round Flush Large
- RSM Round Surface Medium
- RSL Round Surface Large
- Linear Flush Mount
- Linear Surface Mount

\*Refer to Canopy Specification Guide

## WARRANTY

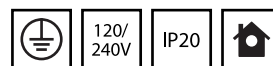
3 Years Fixture  
3 Years Power Supply Unit  
3 Years LED

Petra II Linear is a solid fixture that will require very little maintenance over the years.

If your Petra II Linear is treated with care, it will shine brightly for many years to come.

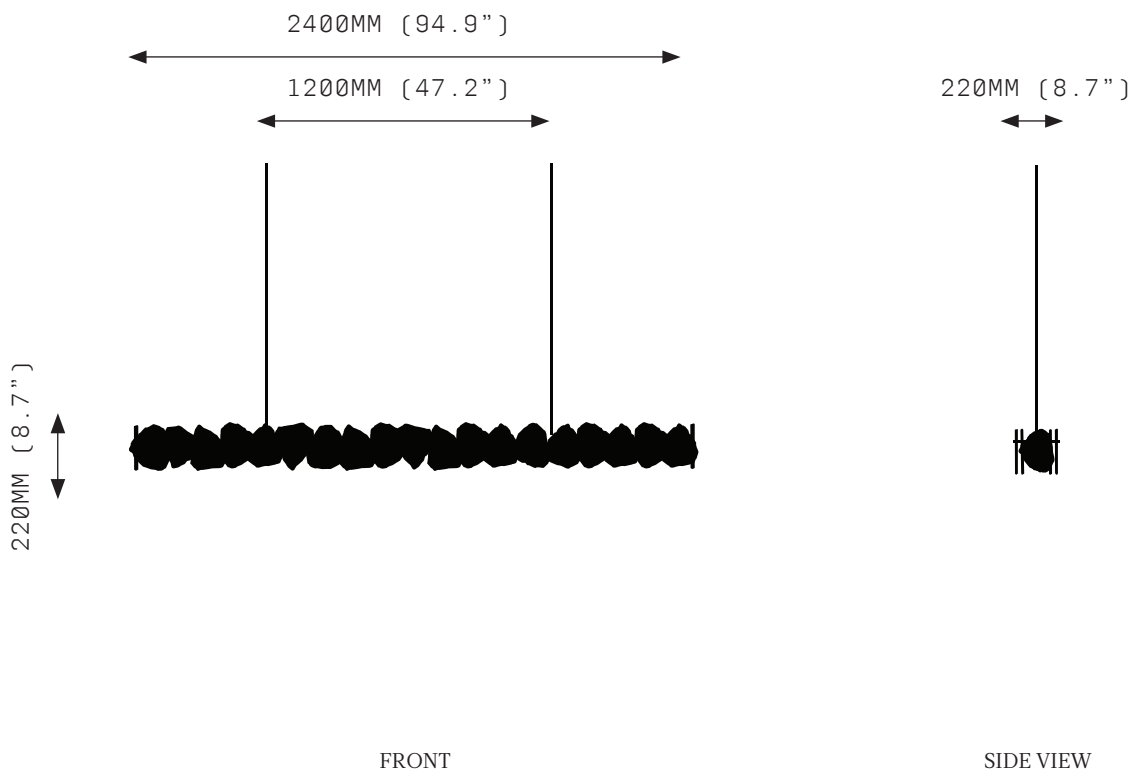
Quartz is a mineral formed by the Earth. Each crystal piece will be unique due to natural variation of size, shape, colour and clarity.

Contact us for custom variations.



Installation should only be undertaken by a qualified professional

# PETRA II LINEAR 2400



## SPECIFICATIONS

Ordering Code:  
PET.2.2400

Lamp:  
24V LED WW 2700K

Lumens:  
3708 LM

Voltage:  
24V DC

Watts:  
44W

Weight:  
Approx. 70.2kg\*  
\*Exclusive of canopy

Inclusions:  
36 Quartz crystal slices  
Power Supply Unit x 60W

Exclusions:  
User Interface, Dimmer Unit

## PRODUCT OPTIONS

Quartz:  
CQ Clear Quartz  
RQ Rose Quartz  
SQ Smoky Quartz

Finishes:  
AB Aged Brass

Suspension:  
ROD Vertical Rod

Canopy:\*

- RFM Round Flush Medium
- RFL Round Flush Large
- RSM Round Surface Medium
- RSL Round Surface Large
- Linear Flush Mount
- Linear Surface Mount

\*Refer to Canopy Specification Guide

## WARRANTY

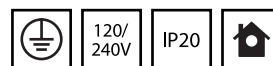
3 Years Fixture  
3 Years Power Supply Unit  
3 Years LED

Petra II Linear is a solid fixture that will require very little maintenance over the years.

If your Petra II Linear is treated with care, it will shine brightly for many years to come.

Quartz is a mineral formed by the Earth. Each crystal piece will be unique due to natural variation of size, shape, colour and clarity.

Contact us for custom variations.



Installation should only be undertaken by a qualified professional