

ROOM

WWW.ROOMONLINE.COM



JULES PENDANT

PENDANT: 21.7" L x 21.7" W x 21.7" H

PENDANT TALL: 21.7" L x 21.7" W x 33.5" H

CAST BRONZE WITH MATTE OPAL GLASS

ITEM NO. LI500

JULES PENDANT

FINISH

2 cast bronze elements with matt opal glass

DIMENSIONS (body of fixture)

550 x 550 x 550 mm (l x w x h)

WEIGHT

12kg (26.5lbs)

please ensure ceiling structure is strong enough to support the weight of the light

OVERALL DROP

550 mm

ILLUMINATION

220-240v - 1 x E27 - 60w - or 8w LED 2700k

110-130v - 1 x E26 - 60w - or 8w LED 2700k

DIMMING

trailing dimmable / phase cut (rotary dimmer) - standard
DALI option available (220-240v only)

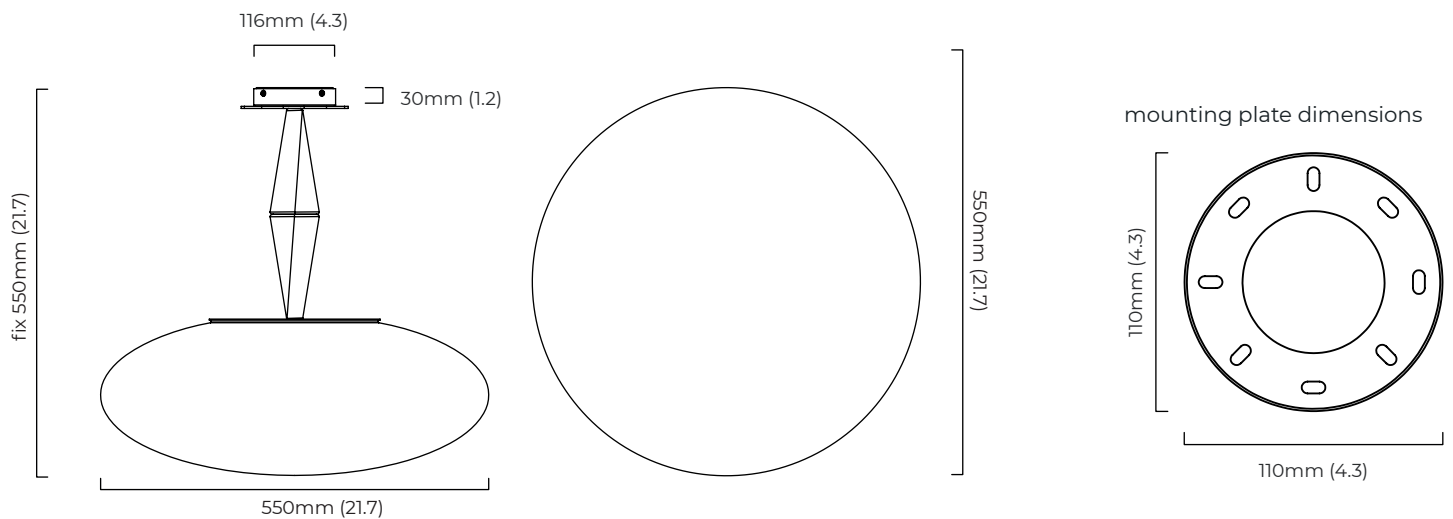
CEILING ROSE / PLATE

ceiling plate - 116mm (diameter)

CERTIFICATION



[VIEW ON WEBSITE](#)



*Diagrams are not to scale.

JULES PENDANT DALI A

FINISH

2 cast bronze elements with matt opal glass

DIMENSIONS (body of fixture)

550 x 550 x 550 mm (l x w x h)

WEIGHT

12kg (26.5lbs)

please ensure ceiling structure is strong enough to support the weight of the light

OVERALL DROP

550 mm

ILLUMINATION

220-240v - 1 x E27 - 60w - or 8w LED 2700k

110-130v - 1 x E26 - 60w - or 8w LED 2700k

DALI converter to be installed in the ceiling rose

DIMMING

DALI compatible

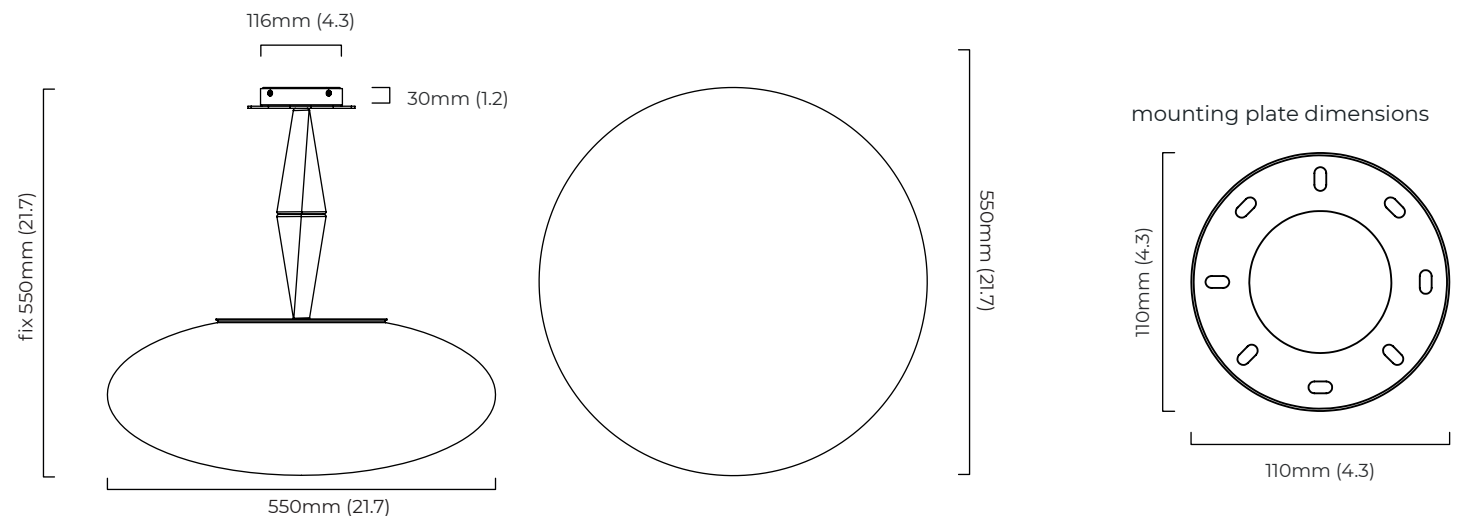
CEILING ROSE / PLATE

ceiling plate - 116mm (diameter)

CERTIFICATION



VIEW ON WEBSITE



*Diagrams are not to scale.

JULES PENDANT VAULT

FINISH

2 cast bronze elements with matt opal glass and drop rod

DIMENSIONS (body of fixture)

550 x 550 x 520 mm (l x w x h)

WEIGHT

15kg (33lbs)

please ensure ceiling structure is strong enough to support the weight of the light

MINIMUM OVERALL DROP

minimum 600 mm

maximum on request 3550 mm

supplied with 1 x 1000mm drop rod (16 mm dia) as standard (adjustable on site)

ILLUMINATION

220-240v - 1 x E27 - 60w - or 8w LED 2700k

110-130v - 1 x E26 - 60w - or 8w LED 2700k

DIMMING

trailing dimmable / phase cut (rotary dimmer) - standard
DALI option available (220-240v only)

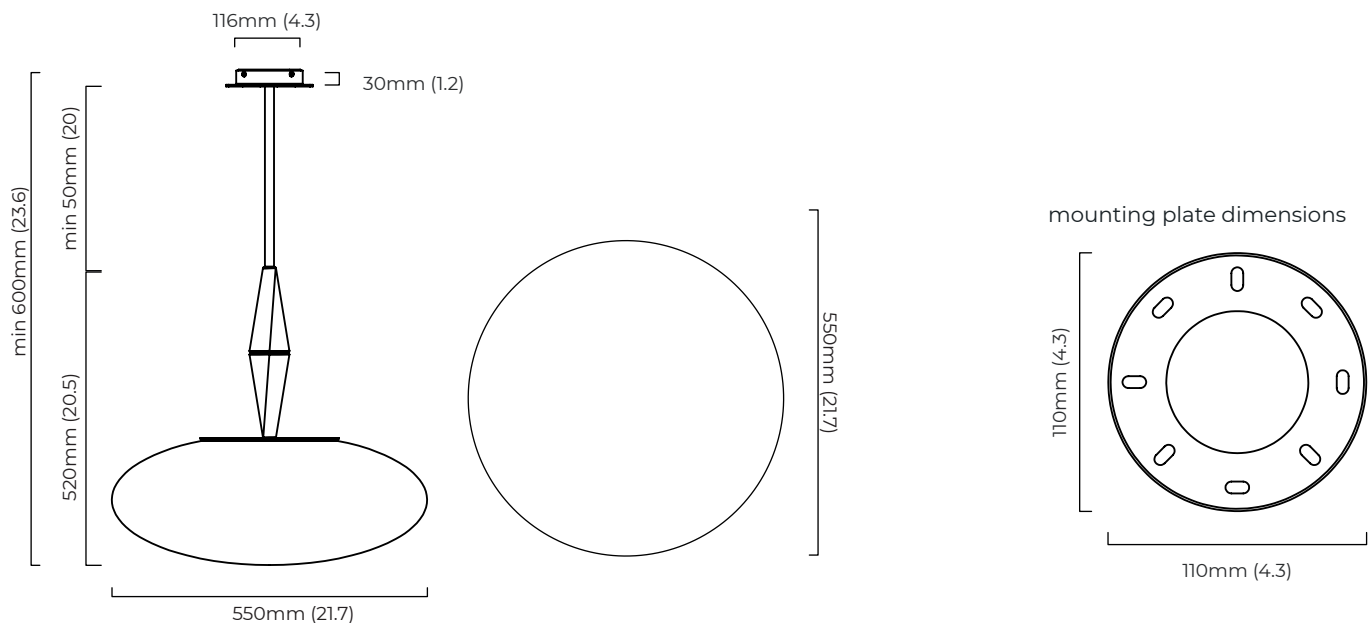
CEILING ROSE / PLATE

ceiling plate - 116mm (diameter)

CERTIFICATION



VIEW ON WEBSITE



*Diagrams are not to scale.

JULES PENDANT VAULT DALI A

FINISH

2 cast bronze elements with matt opal glass and drop rod

DIMENSIONS (body of fixture)

550 x 550 x 520 mm (l x w x h)

WEIGHT

15kg (33lbs)

please ensure ceiling structure is strong enough to support the weight of the light

MINIMUM OVERALL DROP

minimum 600 mm

maximum on request 3550 mm

supplied with 1 x 1000mm drop rod (16 mm dia) as standard (adjustable on site)

ILLUMINATION

220-240v - 1 x E27 - 60w - or 8w LED 2700k

110-130v - 1 x E26 - 60w - or 8w LED 2700k

DALI converter to be installed in the ceiling rose

DIMMING

DALI compatible

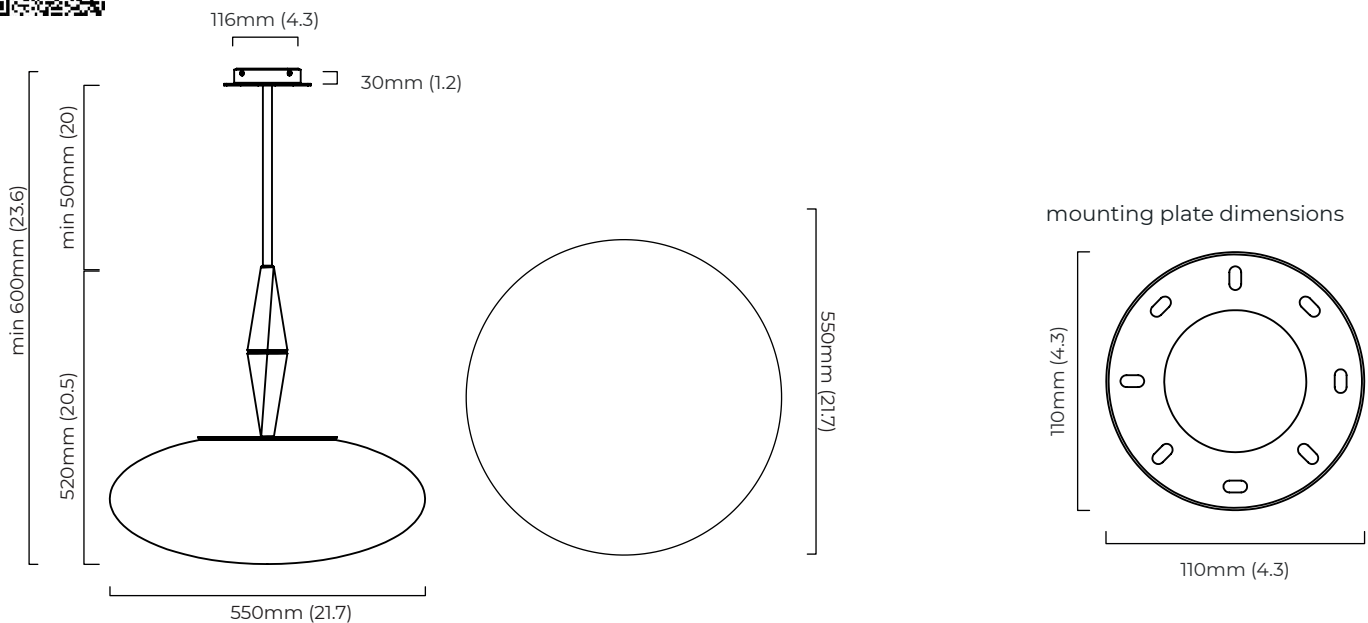
CEILING ROSE / PLATE

ceiling plate - 116mm (diameter)

CERTIFICATION



VIEW ON WEBSITE



*Diagrams are not to scale.

JULES TALL PENDANT

FINISH

4 cast bronze elements with matt opal glass

DIMENSIONS (body of fixture)

550 x 550 x 850 mm (l x w x h)

WEIGHT

14kg (30.9lbs)

please ensure ceiling structure is strong enough to support the weight of the light

OVERALL DROP

850 mm

ILLUMINATION

220-240v - 1 x E27 - 60w - or 8w LED 2700k

110-130v - 1 x E26 - 60w - or 8w LED 2700k

DIMMING

trailing dimmable / phase cut (rotary dimmer) - standard
DALI option available (220-240v only)

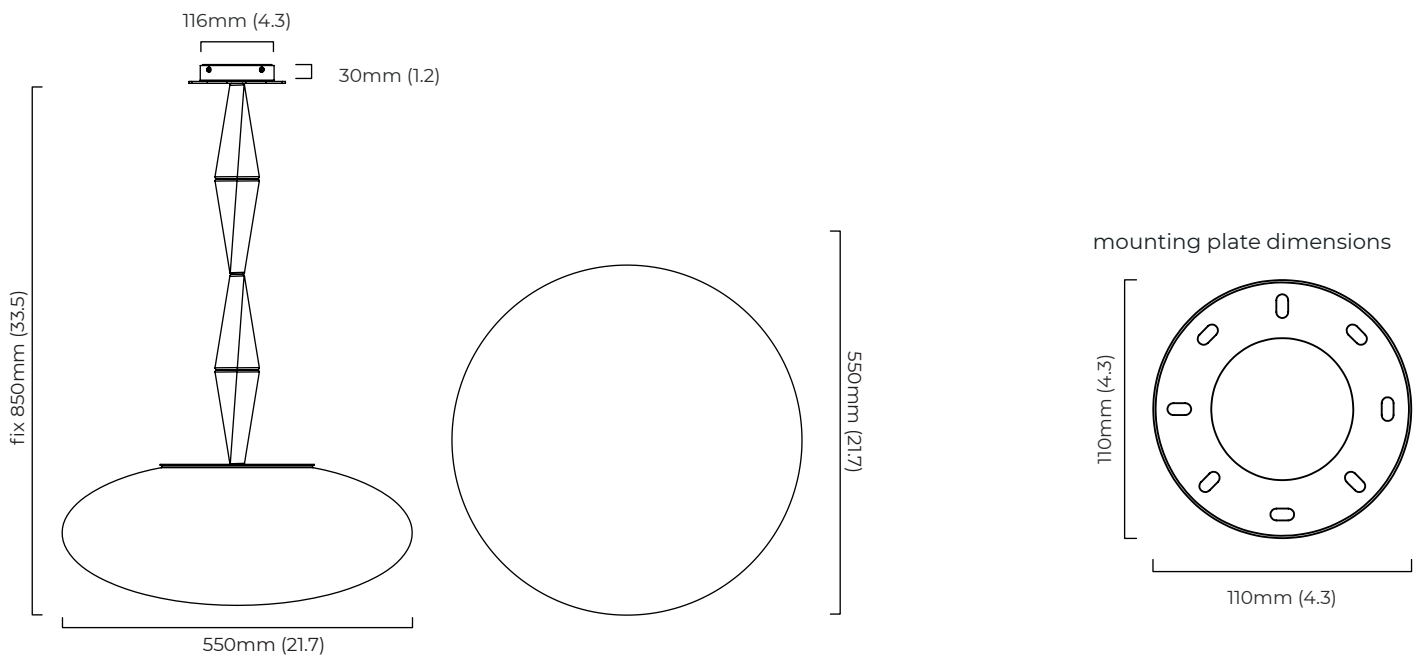
CEILING ROSE / PLATE

ceiling plate - 116mm (diameter)

CERTIFICATION



VIEW ON WEBSITE



*Diagrams are not to scale.

JULES TALL PENDANT DALI A

FINISH

4 cast bronze elements with matt opal glass

DIMENSIONS (body of fixture)

550 x 550 x 850 mm (l x w x h)

WEIGHT

14kg (30.9lbs)

please ensure ceiling structure is strong enough to support the weight of the light

OVERALL DROP

850 mm

ILLUMINATION

220-240v - 1 x E27 - 60w - or 8w LED 2700k

110-130v - 1 x E26 - 60w - or 8w LED 2700k

DALI converter to be installed in the ceiling rose

DIMMING

DALI compatible

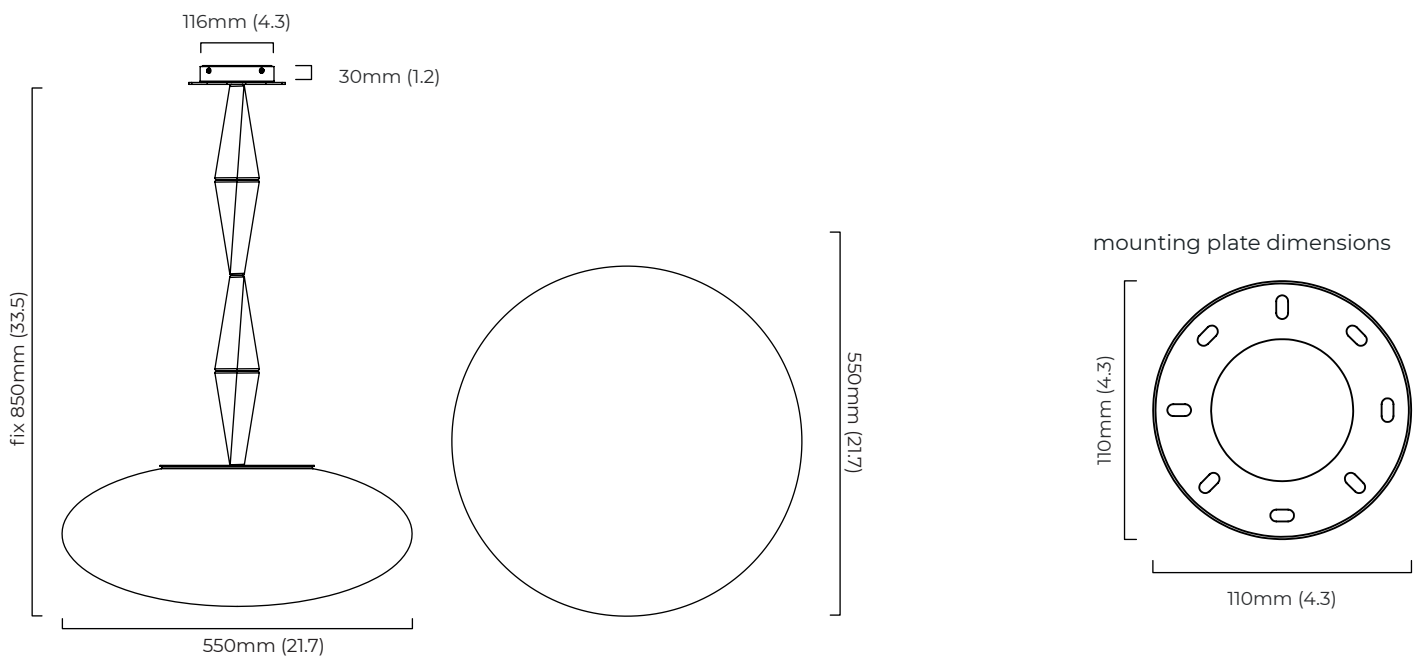
CEILING ROSE / PLATE

ceiling plate - 116mm (diameter)

CERTIFICATION



VIEW ON WEBSITE



*Diagrams are not to scale.

JULES TALL PENDANT VAULT

FINISH

4 cast bronze elements with matt opal glass and drop rod

DIMENSIONS (body of fixture)

550 x 550 x 820 mm (l x w x h)

WEIGHT

14kg (30.9lbs)

please ensure ceiling structure is strong enough to support the weight of the light

OVERALL DROP

minimum 900 mm

maximum on request 3850 mm

supplied with 1 x 1000mm drop rod (16 mm dia) as standard (adjustable on site)

ILLUMINATION

220-240v - 1 x E27 - 60w - or 8w LED 2700k

110-130v - 1 x E26 - 60w - or 8w LED 2700k

DIMMING

trailing dimmable / phase cut (rotary dimmer) - standard

DALI option available (220-240v only)

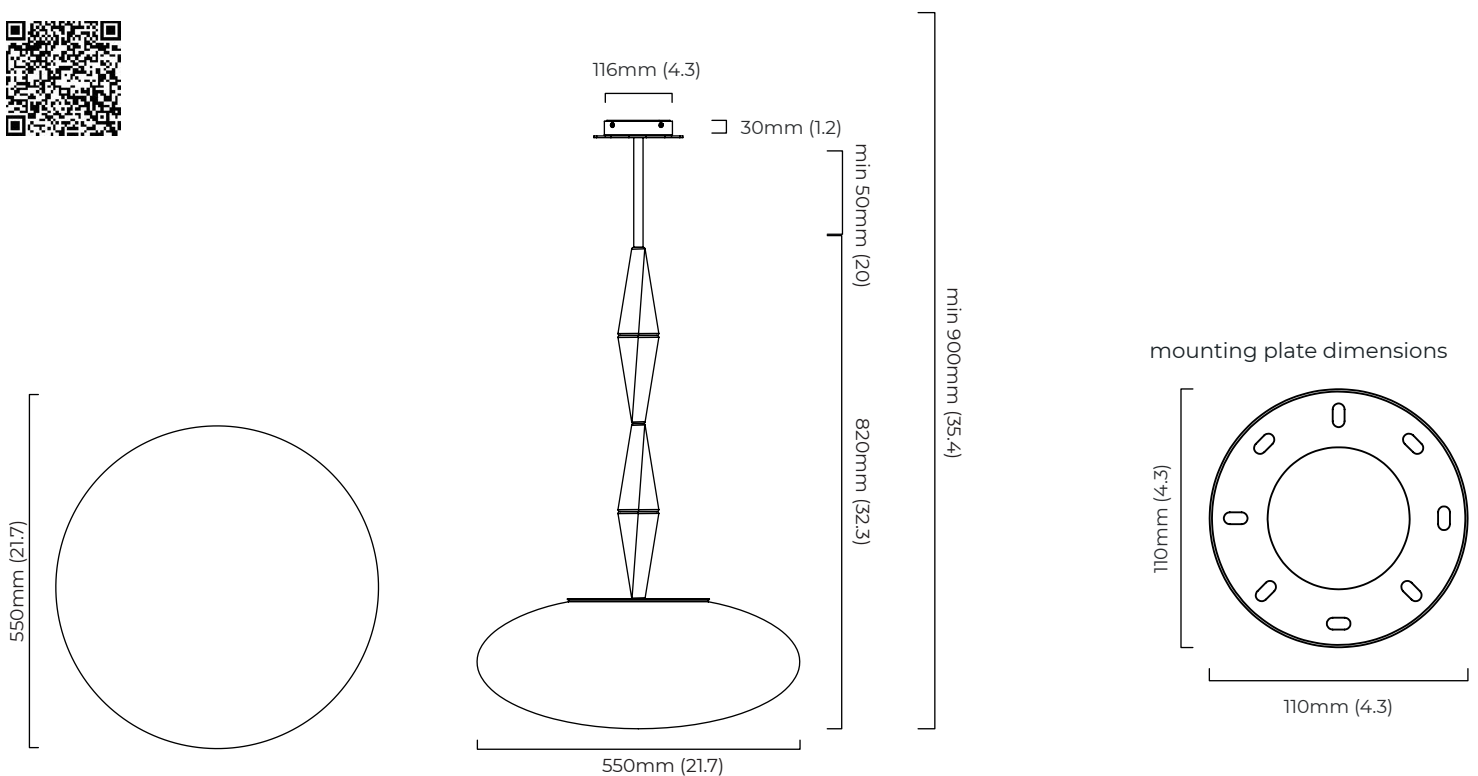
CEILING ROSE / PLATE

ceiling plate - 116mm (diameter)

CERTIFICATION



VIEW ON WEBSITE



*Diagrams are not to scale.

JULES TALL PENDANT VAULT DALI A

FINISH

4 cast bronze elements with matt opal glass and drop rod

DIMENSIONS (body of fixture)

550 x 550 x 820 mm (l x w x h)

WEIGHT

14kg (30.9lbs)

please ensure ceiling structure is strong enough to support the weight of the light

OVERALL DROP

minimum 900 mm

maximum on request 3850 mm

supplied with 1 x 1000mm drop rod (16 mm dia) as standard (adjustable on site)

ILLUMINATION

220-240v - 1 x E27 - 60w - or 8w LED 2700k

110-130v - 1 x E26 - 60w - or 8w LED 2700k

DALI converter to be installed in the ceiling rose

DIMMING

DALI compatible

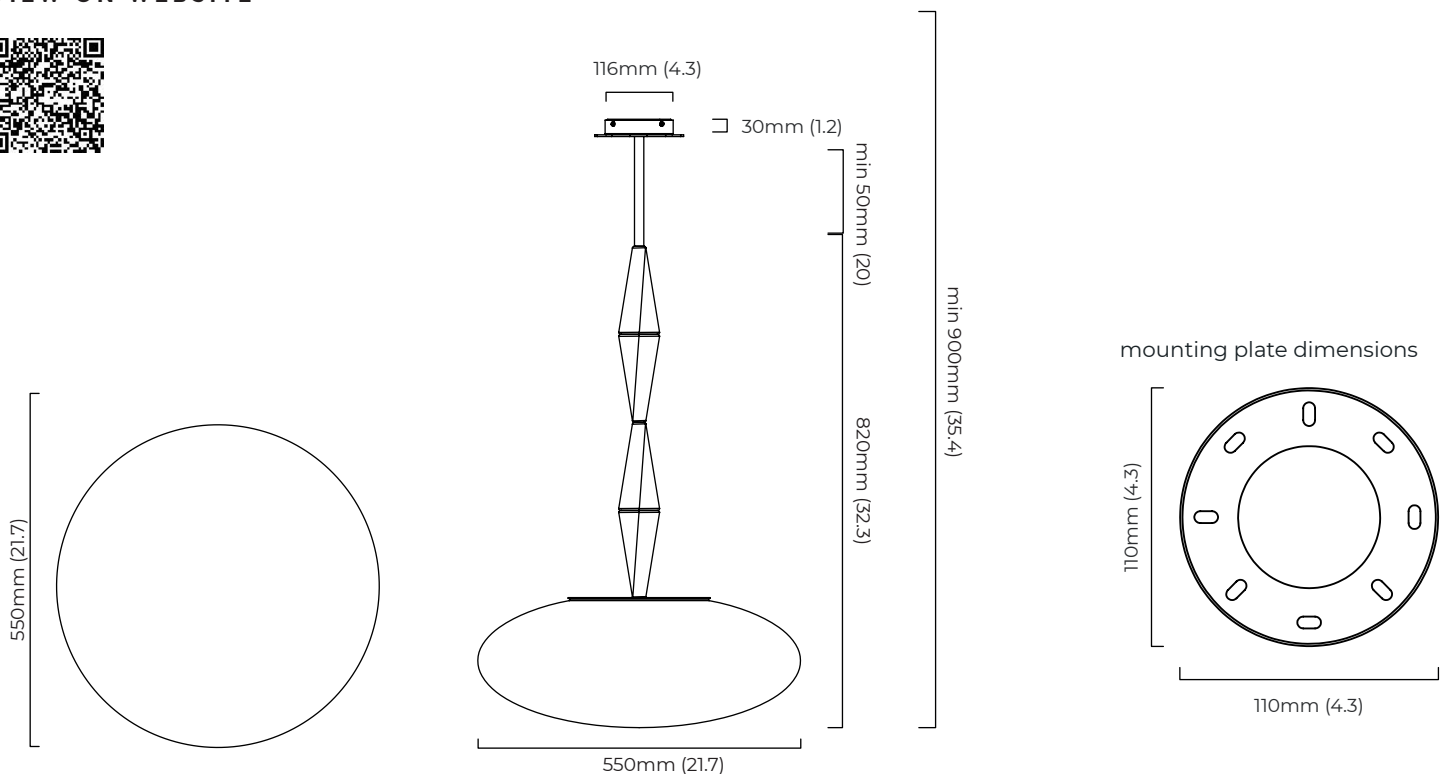
CEILING ROSE / PLATE

ceiling plate - 116mm (diameter)

CERTIFICATION



VIEW ON WEBSITE



*Diagrams are not to scale.



JULES PENDANT

JULES PENDANT

SKU NUMBER	FINISH DESCRIPTION	TYPE	VOLTAGE
JULPEOCBMO-110	2 cast bronze elements with matt opal glass	-	110 - 130V
JULPEOCBMO-240	2 cast bronze elements with matt opal glass	-	220 - 240V
JULPEOCBMO-DALIA-240	2 cast bronze elements with matt opal glass	DALI A included - For lights that do not require aesthetic alterations. Dali can be fitted inside the ceiling/wall rose	220 - 240V

JULES PENDANT VAULT

SKU NUMBER	FINISH DESCRIPTION	TYPE	VOLTAGE
JULPEOVCBMO-110	2 cast bronze elements with matt opal glass and drop rod	-	110 - 130V
JULPEOVCBMO-240	2 cast bronze elements with matt opal glass and drop rod	-	220 - 240V
JULPEOVCBMO-DALIA-240	2 cast bronze elements with matt opal glass and drop rod	DALI A included - For lights that do not require aesthetic alterations. Dali can be fitted inside the ceiling/wall rose	220 - 240V

JULES PENDANT

JULES TALL PENDANT

SKU NUMBER	FINISH DESCRIPTION	TYPE	VOLTAGE
JULPETCBMO-110	4 cast bronze elements with matt opal glass	-	110 - 130V
JULPETCBMO-240	4 cast bronze elements with matt opal glass	-	220 - 240V
JULPETCBMO-DALIA-240	4 cast bronze elements with matt opal glass	DALI A included - For lights that do not require aesthetic alterations. Dali can be fitted inside the ceiling/wall rose	220 - 240V

JULES TALL PENDANT VAULT

SKU NUMBER	FINISH DESCRIPTION	TYPE	VOLTAGE
JULPETVCBMO-110	4 cast bronze elements with matt opal glass and drop rod	-	110 - 130V
JULPETVCBMO-240	4 cast bronze elements with matt opal glass and drop rod	-	220 - 240V
JULPETVCBMO-DALIA-240	4 cast bronze elements with matt opal glass and drop rod	DALI A included - For lights that do not require aesthetic alterations. Dali can be fitted inside the ceiling/wall rose	220 - 240V